

# Multi-Management 100 Fund

**Fund Category**  
Canadian Focused Equity

**Morningstar Return**  
N/A

**Morningstar Risk**  
N/A

## General Information

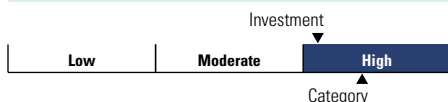
Fund Code 405  
 Fund Inception September 2002  
 Registered Plan Eligibility 100%  
 Fund Assets (\$Mil) 18.32

---

Investment Fees % 0.50  
 Operating Expenses % 0.01  
 Underlying Operating Expenses % 0.04

Management Company Multi-Manager  
 Web Site [www.desjardinsfinancialsecurity.com](http://www.desjardinsfinancialsecurity.com)

## Volatility Analysis



## Investment Objective

To achieve maximum capital growth.

## Benchmark

50% S&P/TSX, 50% MSCI World Net

## Investor Profile

Speculative Profile

This portfolio of Funds aims to achieve maximum capital growth. It suits the needs of an investor profile with a very high tolerance for risk that aims for the highest long term return and not worried by short term portfolio fluctuation. The portfolio of Fund invests exclusively in a wide array of equity pooled funds.

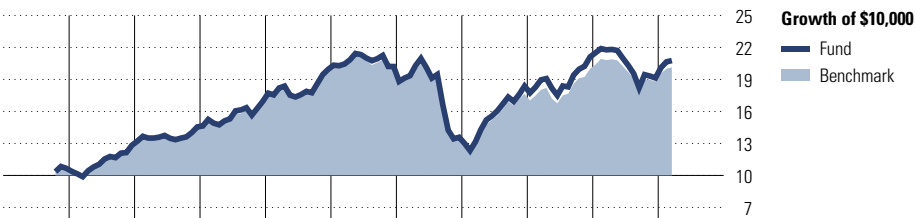
Risk tolerance: Highest

## Note

This portfolio of funds was created in September 2002 and the latest asset allocation change was made on October 5, 2010. The benchmark has been modified as of October 1st, 2010. Also, Pyramis Select International Fund replaced Bernstein International Fund as of July 2011.

BlackRock® is a registered trademark of BlackRock, Inc. Used under licence.

## Performance Analysis as at 03-31-2012




											<b>Quartile</b>	
2002	2003	2004	2005	2006	2007	2008	2009	2010	2011	YTD	Calendar Year	
											as at 03-31-2012	
—	20.2	13.5	16.4	17.8	1.3	-32.8	35.3	14.9	-9.3	8.5	Fund Return %	
-13.9	21.1	11.6	15.5	19.1	0.7	-31.8	28.7	13.4	-5.9	6.9	Benchmark %	

<b>Annualized Returns %</b>	1 Yr	2 Yr	3 Yr	4 Yr	5 Yr	10 Yr
Fund	-4.6	4.7	16.4	1.8	0.3	—
Benchmark	-3.3	5.7	15.8	1.1	-0.4	4.6

**Disclosure** The above data represents past performance returns, which is not indicative of future results. These are gross performance returns, calculated after the fund's operating expenses, but before investment fees. For more information, please contact Desjardins Financial Security's Customer Contact Centre at 1-800-968-3587.

## Portfolio Analysis as at 03-31-2012

### Composition



### Top Five Countries

	% Assets
Canada	50.0
United States	25.5
United Kingdom	3.6
Japan	2.8
Australia	2.1

### Top Ten Holdings

	% Assets
Toronto-Dominion Bank	2.5
Royal Bank of Canada	2.1
Bank of Nova Scotia	1.7
Suncor Energy, Inc.	1.3
TransGlobe Energy Corporation	1.1
Canadian Natural Resources Ltd	1.0
Home Capital Group	1.0
Enbridge, Inc.	0.9
Alamos Gold Inc.	0.9
Canadian National Railway Company	0.9
Total Number of Portfolio Holdings	14
Total Number of Underlying Holdings	2,178
Total Number of Stock Holdings	2,109
Total Number of Bond Holdings	0

### Target Composition

	% Assets
Beutel Goodman Canadian Equity	5.0
Jarislowsky Fraser Canadian Equity	5.0
Fiera Sceptre Canadian Equity Growth	27.5
Montrusco Bolton Canadian Small Cap Equity	12.5
DFS BlackRock® US Equity Index	6.0
GE U.S. Core Value Equity	4.0
McLean Budden American Equity	7.5
Hexavest Global Equities	5.0
MFS Global Equity	5.0
Pyramis Select International Equity	5.0
Baillie Gifford International Equity	7.5
Global Real Estate	5.0
DGAM Emerging Markets	5.0

### Top Five Global Equity Sectors

	% Equity
Financials	25.9
Energy	15.7
Materials	12.5
Consumer Discretionary	10.0
Industrial	9.7

### Fixed Income Breakdown

	% Bond
Government Bonds	0.0
Corporate Bonds	0.0
Other Bonds	0.0
Mortgages/MBS	0.0
ST Investments (Cash & Other)	100.0
Asset Backed Securities	0.0