

Fidelity Canadian Balanced Fund

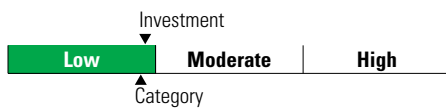
Fund Category

Canadian Neutral Balanced

General Information

Fund Code	250/0250
Fund Inception	January 2003
Underlying Inception	September 2001
Fund Assets (\$Mil)	36.42
Underlying Assets (\$Mil)	6,558.41
Fund Company	Fidelity Investments Canada ULC
Underlying Fund	Fidelity Canadian Balanced Class O

Volatility Analysis



Investment Objective

The Fund targets an annualized return higher than the benchmark indices below, over four-year moving periods.

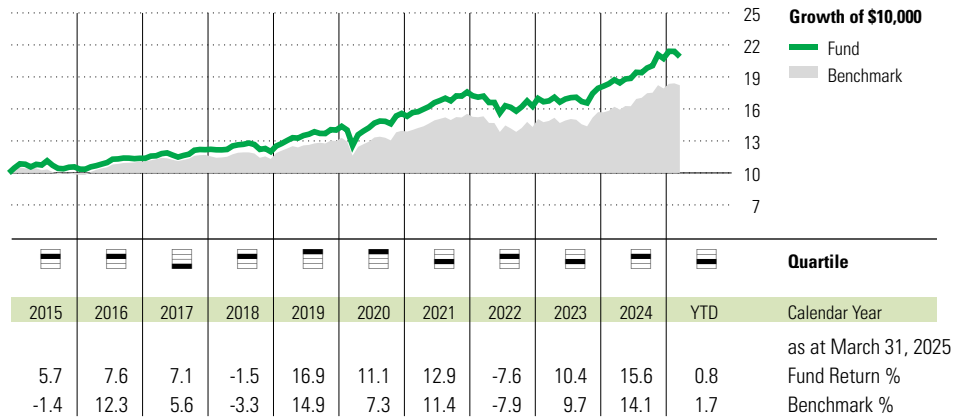
Benchmark

50% S&P/TSX Capped, 40% FTSE Canada Universe Bond, 10% Merrill Lynch High Yield Master II

Investment Strategy

The investments are actively managed in order to provide long-term capital appreciation and regular income stream by investing in a diversified portfolio of stocks, fixed-income securities and high yield securities. Equity investment decisions are based on a thorough examination of the company, financial conditions and long-term earnings growth potential. Fixed-income strategy includes sector allocation, security selection, credit analysis and yield-curve positioning strategies.

Performance Analysis as of March 31, 2025

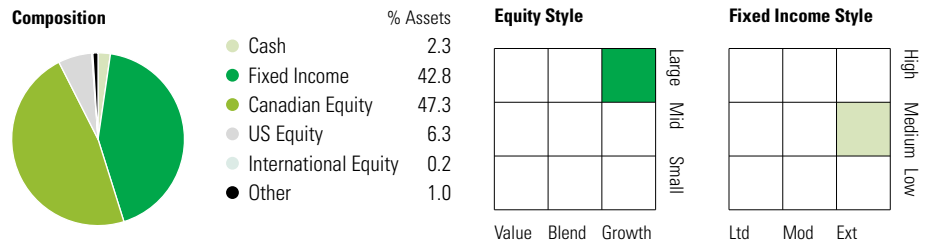


Annualized Returns %	1 Mth	3 Mth	1 Yr	2 Yr	3 Yr	4 Yr	5 Yr	10 Yr
Fund	-2.3	0.8	11.6	11.7	6.7	7.3	10.7	6.8
Benchmark	-1.0	1.7	12.4	10.7	6.0	6.4	9.4	5.7

Underlying Fund Performance

Disclosure The above data represents past performance returns, which is not indicative of future results. These are gross performance returns, calculated after the fund's operating expenses, but before investment fees. For more information, please contact Desjardins Insurance's Customer Contact Centre at 1-800-968-3587.

Portfolio Analysis as of March 31, 2025



Top Five Countries	% Assets
Canada	87.8
United States	11.8
Ireland	0.1
Japan	0.1
United Kingdom	0.1

Top 10 Holdings	% Assets
Royal Bank of Canada	3.9
Constellation Software Inc	3.9
Shopify Inc Reg Shs -A- Subord Vtg	3.4
Agnico Eagle Mines Ltd	2.4
Brookfield Asset Mgmt Ltd Ordinary Share	2.4
Waste Connections Inc	2.2
Manulife Financial Corp	2.0
Fairfax Financial Hldgs Shs Subord.Vtg	2.0
WSP Global Inc	1.8
Thomson Reuters Corp	1.8
Total Number of Portfolio Holdings	3
Total Number of Underlying Holdings	1,820
Total Number of Stock Holdings	177
Total Number of Bond Holdings	1,335

Global Equity Sectors	% Equity
Utilities	0.2
Energy	6.7
Financials	31.8
Materials	10.3
Consumer Discretionary	5.3
Consumer Staples	3.2
Communication Services	0.8
Industrials	20.6
Health Care	1.3
Information Technology	15.8
Real Estate	4.0
Unclassified	0.0

Fixed Income Breakdown	% Bond
Government Bonds	42.8
Corporate Bonds	49.5
Other Bonds	0.0
Mortgage Backed Securities	2.4
ST Investments (Cash & Other)	4.7
Asset Backed Securities	0.8