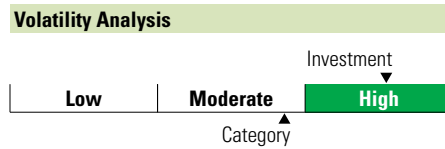


Jarislowsky Fraser Canadian Equity Fund

Fund Category
Canadian Equity

General Information	
Fund Code	252/652
Fund Inception	January 2003
Underlying Inception	April 1997
Fund Assets (\$Mil)	239.41
Underlying Assets (\$Mil)	6,543.80

Fund Company	Jarislowsky Fraser Ltd
Underlying Fund	JF Canadian Equity Fund

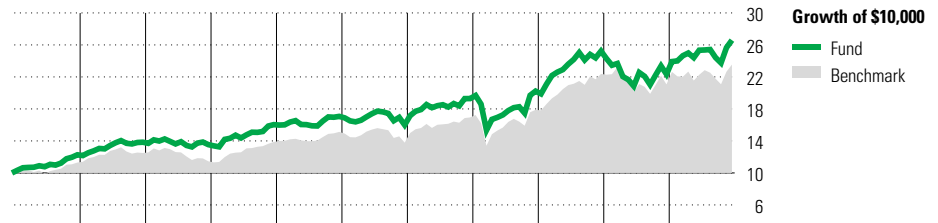


Investment Objective
The Fund targets an annualized return higher than the S&P/TSX Index, over four-year moving periods.

Benchmark
S&P/TSX

Investment Strategy
The investments are actively managed in order to provide capital appreciation while controlling risk by investing in a diversified portfolio of Canadian equity. The Fund's equity style emphasizes buying long-term growth at a reasonable price.

Performance Analysis as of December 31, 2023



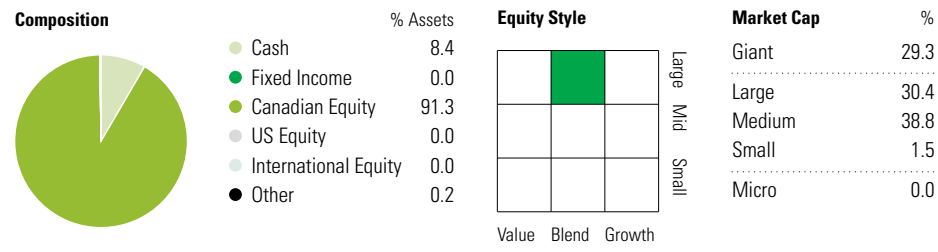
Performance Analysis												Quartile
2013	2014	2015	2016	2017	2018	2019	2020	2021	2022	2023	Calendar Year	
22.7	12.8	-2.2	18.4	6.4	-6.3	20.6	4.8	24.7	-11.5	19.1	as at December 31, 2023	
13.0	10.6	-8.3	21.1	9.1	-8.9	22.9	5.6	25.1	-5.8	11.8	Fund Return %	
											Benchmark %	

Annualized Returns %	3 Mth	1 Yr	2 Yr	3 Yr	4 Yr	5 Yr	10 Yr
Fund	8.9	19.1	2.7	9.6	8.4	10.7	8.0
Benchmark	8.1	11.8	2.6	9.6	8.6	11.3	7.6

Underlying Fund Performance

Disclosure The above data represents past performance returns, which is not indicative of future results. These are gross performance returns, calculated after the fund's operating expenses, but before investment fees. For more information, please contact Desjardins Insurance's Customer Contact Centre at 1-800-968-3587.

Portfolio Analysis as of December 31, 2023



Top 10 Holdings	% Assets
Canadian National Railway Co	6.8
Brookfield Corp Reg Shs -A- Ltd Vtg	5.8
Bank of Nova Scotia	4.5
Open Text Corp	3.9
SNC-Lavalin Group Inc	3.8
Alimentation Couche-Tard Inc	3.7
TC Energy Corp	3.6
CGI Inc Class A	3.5
Restaurant Brands International Inc	3.5
Thomson Reuters Corp	3.4
Total Number of Portfolio Holdings	3
Total Number of Underlying Holdings	40
Total Number of Stock Holdings	34
Total Number of Bond Holdings	0

Top Five Countries	% Assets
Canada	100.0

Global Equity Sectors	% Equity
Utilities	0.0
Energy	5.9
Financials	23.9
Materials	6.4
Consumer Discretionary	9.6
Consumer Staples	9.6
Communication Services	0.0
Industrials	28.3
Health Care	0.0
Information Technology	12.9
Real Estate	3.4
Unclassified	0.0