

# DFS BlackRock® Canadian Equity Index Fund

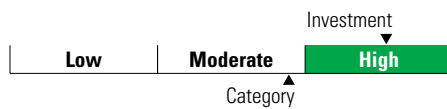
**Fund Category**  
Canadian Equity

## General Information

Fund Code 253/653/853/T253  
Fund Inception January 2003  
Underlying Inception October 1999  
Fund Assets (\$Mil) 348.77  
Underlying Assets (\$Mil) 3,919.15

Fund Company BlackRock Asset Management Canada Ltd  
Underlying Fund BlackRock Canadian Equity Index Class D

## Volatility Analysis



## Investment Objective

The Fund aims to reproduce as closely as possible the annualized return for the S&P/TSX Capped Composite Index

## Benchmark

S&P/TSX Capped

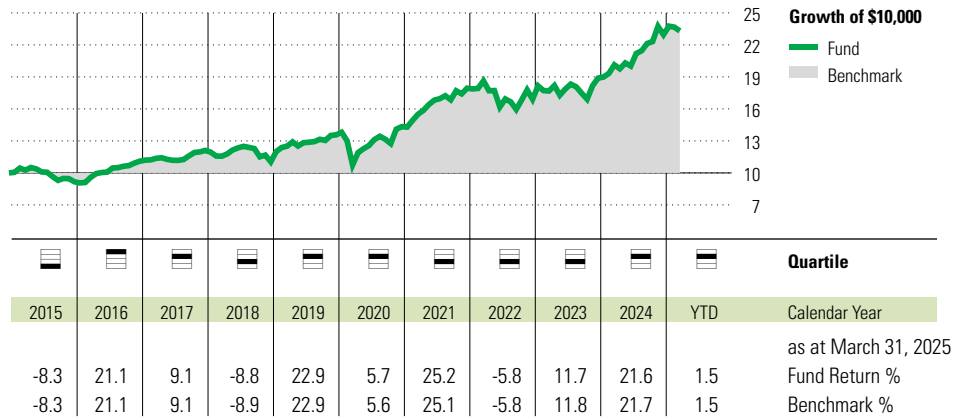
## Investment Strategy

The investments are passively managed in order to provide a return derived primarily from capital appreciation by investing in a broadly diversified portfolio of Canadian equity securities.

## Notes

BlackRock® is a registered trademark of BlackRock, Inc. Used under license.

## Performance Analysis as of March 31, 2025

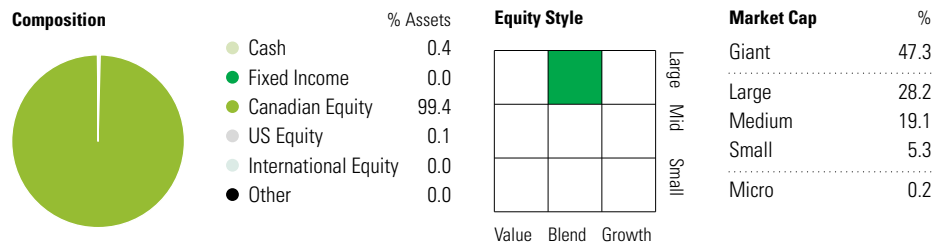


| Annualized Returns % | 1 Mth | 3 Mth | 1 Yr | 2 Yr | 3 Yr | 4 Yr | 5 Yr | 10 Yr |
|----------------------|-------|-------|------|------|------|------|------|-------|
| Fund                 | -1.5  | 1.5   | 15.8 | 14.8 | 7.8  | 10.7 | 16.7 | 8.6   |
| Benchmark            | -1.5  | 1.5   | 15.8 | 14.9 | 7.8  | 10.7 | 16.8 | 8.5   |

Underlying Fund Performance

**Disclosure** The above data represents past performance returns, which is not indicative of future results. These are gross performance returns, calculated after the fund's operating expenses, but before investment fees. For more information, please contact Desjardins Insurance's Customer Contact Centre at 1-800-968-3587.

## Portfolio Analysis as of March 31, 2025



| Top 10 Holdings                     | % Assets |
|-------------------------------------|----------|
| Royal Bank of Canada                | 6.7      |
| Shopify Inc Reg Shs -A- Subord Vtg  | 5.4      |
| The Toronto-Dominion Bank           | 4.2      |
| Enbridge Inc                        | 3.7      |
| Brookfield Corp Reg Shs -A- Ltd Vtg | 3.3      |
| Bank of Montreal                    | 3.0      |
| Canadian Pacific Kansas City Ltd    | 2.9      |
| Constellation Software Inc          | 2.7      |
| Bank of Nova Scotia                 | 2.5      |
| Canadian Natural Resources Ltd      | 2.4      |
| Total Number of Portfolio Holdings  | 3        |
| Total Number of Underlying Holdings | 225      |
| Total Number of Stock Holdings      | 221      |
| Total Number of Bond Holdings       | 0        |

| Top Five Countries | % Assets |
|--------------------|----------|
| Canada             | 99.8     |
| United States      | 0.1      |
| United Kingdom     | 0.0      |

| Global Equity Sectors  | % Equity |
|------------------------|----------|
| Utilities              | 3.8      |
| Energy                 | 16.4     |
| Financials             | 32.8     |
| Materials              | 12.4     |
| Consumer Discretionary | 3.3      |
| Consumer Staples       | 3.7      |
| Communication Services | 2.4      |
| Industrials            | 12.6     |
| Health Care            | 0.3      |
| Information Technology | 10.5     |
| Real Estate            | 1.9      |
| Unclassified           | 0.0      |