

Fiera Canadian Equity Fund

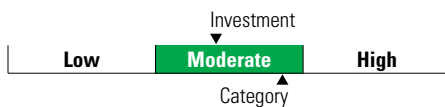
Fund Category
Canadian Equity

General Information

Fund Code 258/658
Fund Inception October 2004
Underlying Inception November 2016
Fund Assets (\$Mil) 260.61
Underlying Assets (\$Mil) 3,305.64

Fund Company Fiera Capital Corporation
Underlying Fund Fiera Canadian Equity

Volatility Analysis



Investment Objective

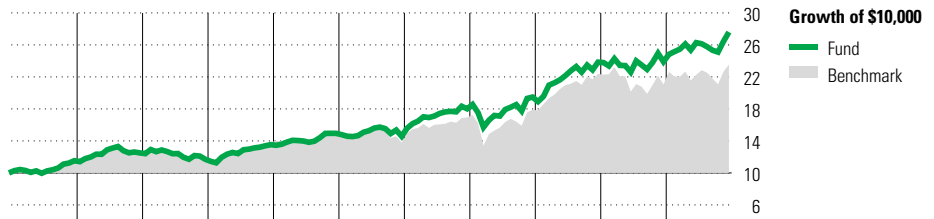
The Fund targets an annualized return of 1.5% higher than the S&P/TSX Capped Index, over four-year moving periods.

Benchmark
S&P/TSX Capped

Investment Strategy

This Fund, actively managed, aims to provide long-term capital appreciation by investing in shares of large and high quality Canadian companies. The fund employs a bottom-up fundamental, conservative and disciplined approach that puts the emphasis on capital preservation. The fund manager favours businesses that are profitable and well-established, present defensible attributes and can generate good returns on investment.

Performance Analysis as of December 31, 2023



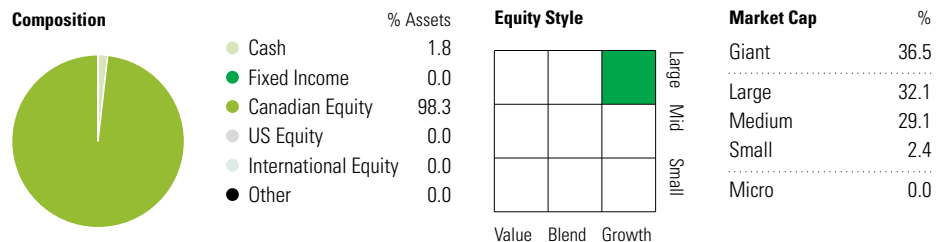
Year	2013	2014	2015	2016	2017	2018	2019	2020	2021	2022	2023	Quartile
Calendar Year	2013	2014	2015	2016	2017	2018	2019	2020	2021	2022	2023	as at December 31, 2023
Fund Return %	15.3	8.4	-6.4	15.6	10.4	-2.5	23.6	8.1	22.4	0.2	15.5	
Benchmark %	13.0	10.6	-8.3	21.1	9.1	-8.9	22.9	5.6	25.1	-5.8	11.8	

Annualized Returns %	3 Mth	1 Yr	2 Yr	3 Yr	4 Yr	5 Yr	10 Yr
Fund	9.0	15.5	7.6	12.3	11.3	13.6	9.1
Benchmark	8.1	11.8	2.6	9.6	8.6	11.3	7.6

Underlying Fund Performance

Disclosure The above data represents past performance returns, which is not indicative of future results. These are gross performance returns, calculated after the fund's operating expenses, but before investment fees. For more information, please contact Desjardins Insurance's Customer Contact Centre at 1-800-968-3587.

Portfolio Analysis as of December 31, 2023



Top 10 Holdings	% Assets
Constellation Software Inc	5.8
CGI Inc Class A	5.3
Thomson Reuters Corp	5.0
Dollarama Inc	5.0
Canadian Pacific Kansas City Ltd	4.9
Royal Bank of Canada	4.7
Intact Financial Corp	4.6
Canadian National Railway Co	4.5
Toromont Industries Ltd	4.3
TMX Group Ltd	4.3
Total Number of Portfolio Holdings	3
Total Number of Underlying Holdings	39
Total Number of Stock Holdings	31
Total Number of Bond Holdings	0

Top Five Countries	% Assets
Canada	100.0

Global Equity Sectors	% Equity
Utilities	0.0
Energy	0.0
Financials	25.0
Materials	3.6
Consumer Discretionary	8.0
Consumer Staples	14.4
Communication Services	5.1
Industrials	29.0
Health Care	0.0
Information Technology	15.0
Real Estate	0.0
Unclassified	0.0