

Hexavest Global Equities Fund

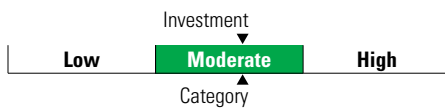
Fund Category
Global Equity

General Information

Fund Code 278/678
Fund Inception March 2009
Underlying Inception June 2004
Fund Assets (\$Mil) 12.84
Underlying Assets (\$Mil) 893.00

Fund Company Hexavest Inc
Underlying Fund Hexavest World

Volatility Analysis



Investment Objective

The Fund targets an annualized return of 2% higher than the MSCI World Net Index, expressed in Canadian dollars, over four-year moving periods.

Benchmark

MSCI World Net

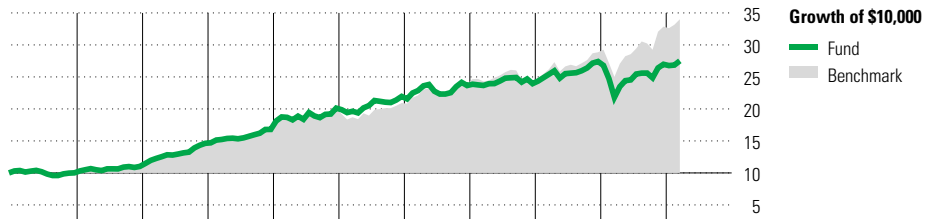
Investment Strategy

The investments are actively managed in order to provide long term capital growth by investing in securities around the world. The manager top-down approach consists in active management at each decisional level (regional allocation, country selection, sector allocation, stock selection and currency management) in order to diversify the sources of added value and reduce related portfolio risk. The primary decisions are governed by a fundamental analysis of macro economic factors and are supported by quantitative models.

Notes

The Total Number of Stock Holdings includes indirect holdings comprised of the underlying stocks of Equity Futures and/or ETFs held by the Fund. The Total Number of Stock Holdings held directly by the Fund is approximately 325.

Performance Analysis as of March 31, 2021



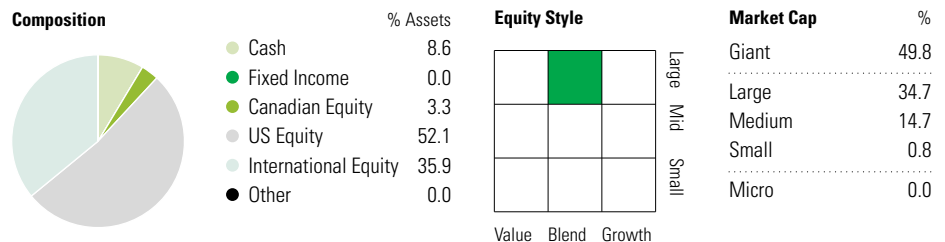
Performance Analysis as of March 31, 2021											Quartile	
2011	2012	2013	2014	2015	2016	2017	2018	2019	2020	YTD	Calendar Year	as at March 31, 2021
0.1	10.0	32.8	14.8	19.8	9.1	7.8	1.2	14.4	-1.6	2.0	Fund Return %	
-3.2	13.3	35.2	14.4	18.9	3.8	14.4	-0.5	21.2	13.9	3.5	Benchmark %	

Annualized Returns %	3 Mth	1 Yr	2 Yr	3 Yr	4 Yr	5 Yr	10 Yr
Fund	2.0	26.2	4.1	5.2	4.7	7.0	10.5
Benchmark	3.5	36.0	14.0	11.9	11.3	12.7	12.7

Underlying Fund Performance

Disclosure The above data represents past performance returns, which is not indicative of future results. These are gross performance returns, calculated after the fund's operating expenses, but before investment fees. For more information, please contact Desjardins Insurance's Customer Contact Centre at 1-800-968-3587.

Portfolio Analysis as of March 31, 2021



Top 10 Holdings	% Assets
Microsoft Corp	2.7
Apple Inc	1.8
Johnson & Johnson	1.6
JPMorgan Chase & Co	1.3
Nestle SA	1.3
Roche Holding AG	1.0
Amazon.com Inc	1.0
Eli Lilly and Co	0.9
Procter & Gamble Co	0.9
Cisco Systems Inc	0.9
Total Number of Portfolio Holdings	3
Total Number of Underlying Holdings	2,505
Total Number of Stock Holdings	2,499
Total Number of Bond Holdings	0

Top Five Countries	% Assets
United States	57.0
Japan	10.2
United Kingdom	5.8
Switzerland	4.9
Canada	3.7

Global Equity Sectors	% Equity
Utilities	5.5
Energy	3.6
Financials	15.7
Materials	8.5
Consumer Discretionary	7.8
Consumer Staples	12.1
Communication Services	7.3
Industrials	7.8
Health Care	15.2
Information Technology	15.1
Real Estate	1.5
Unclassified	0.0