

DGAM Canadian Equity Fund

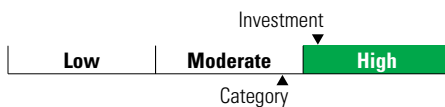
Fund Category
Canadian Equity

General Information

Fund Code 292/692
Fund Inception June 2010
Underlying Inception February 2020
Fund Assets (\$Mil) 81.78
Underlying Assets (\$Mil) 68.70

Fund Company Desjardins Global Asset Management Inc
Underlying Fund DGIA Canadian Equity

Volatility Analysis



Investment Objective

This fund targets an annualized return higher than that of the S&P/TSX Index, over four-year moving periods.

Benchmark
S&P/TSX

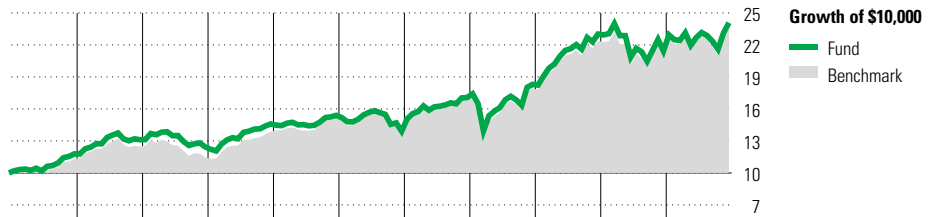
Investment Strategy

This fund, actively managed, seeks to provide long-term capital growth by investing in a diversified portfolio of Canadian equities. The fund manager focuses on selecting stocks that offer growth at a reasonable price while strictly controlling portfolio risk. The investment process is primarily based on fundamental analysis but also uses quantitative and technical analysis to support investment decisions.

Notes

Desjardins Global Asset Management Inc has managed this fund since February 18th, 2020. Between June 2010 and February 17th, 2020, the fund was managed by Desjardins Investments Inc.

Performance Analysis as of December 31, 2023



Year	2013	2014	2015	2016	2017	2018	2019	2020	2021	2022	2023	Quartile
	17.9	11.3	-5.2	17.4	5.5	-9.7	22.7	7.2	25.8	-6.9	12.4	Calendar Year
	13.0	10.6	-8.3	21.1	9.1	-8.9	22.9	5.6	25.1	-5.8	11.8	as at December 31, 2023
												Fund Return %
												Benchmark %


Annualized Returns %	3 Mth	1 Yr	2 Yr	3 Yr	4 Yr	5 Yr	10 Yr
Fund	7.8	12.4	2.3	9.6	9.0	11.6	7.4
Benchmark	8.1	11.8	2.6	9.6	8.6	11.3	7.6

Underlying Fund Performance

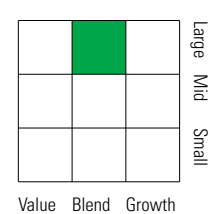
Disclosure The above data represents past performance returns, which is not indicative of future results. These are gross performance returns, calculated after the fund's operating expenses, but before investment fees. For more information, please contact Desjardins Insurance's Customer Contact Centre at 1-800-968-3587.

Portfolio Analysis as of December 31, 2023

Composition



Equity Style



Market Cap

Market Cap	%
Giant	52.5
Large	30.6
Medium	14.0
Small	1.9
Micro	1.0

Top 10 Holdings

Top 10 Holdings	% Assets
Royal Bank of Canada	6.3
Canadian Natural Resources Ltd	4.7
Enbridge Inc	4.6
Bank of Montreal	4.6
Canadian Pacific Kansas City Ltd	4.3
The Toronto-Dominion Bank	4.1
Brookfield Corp Reg Shs -A- Ltd Vtg	3.8
Shopify Inc Reg Shs -A- Subord Vtg	3.1
Waste Connections Inc	3.0
Constellation Software Inc	2.9
Total Number of Portfolio Holdings	4
Total Number of Underlying Holdings	2,078
Total Number of Stock Holdings	2,062
Total Number of Bond Holdings	0

Top Five Countries

Top Five Countries	% Assets
Canada	95.6
United States	3.5
Australia	0.3
South Africa	0.2
China	0.1

Global Equity Sectors

Global Equity Sectors	% Equity
Utilities	3.0
Energy	16.3
Financials	32.6
Materials	9.4
Consumer Discretionary	3.4
Consumer Staples	5.0
Communication Services	4.2
Industrials	17.5
Health Care	0.4
Information Technology	6.7
Real Estate	1.5
Unclassified	0.0