

# DFS BlackRock® LifePath® 2025 Index Fund

## Fund Category

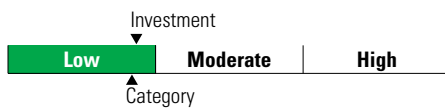
2025 Target Date Portfolio

## General Information

Fund Code 303/703  
Fund Inception April 2011  
Underlying Inception October 2007  
Fund Assets (\$Mil) 373.92  
Underlying Assets (\$Mil) 6,116.43

Fund Company BlackRock Asset Management Canada Ltd  
Underlying Fund BlackRock CDN LifePath 2025 Index

## Volatility Analysis



## Investment Objective

The Fund aims to maximize total return with a risk level that is in line with the fund's time horizon.

## Benchmark

Not Available

## Investment Strategy

This fund aims to maximize total return with a risk level that is in line with its time horizon by holding a mix of equity and equity-like asset classes as well as fixed-income instruments. It favors sustainability integration within its equity component through the use of optimized strategies based on environmental, social and governance factors. The fund is intended for investors planning to begin drawing income from their savings between 2023 and 2027. Over time, the portfolio is rebalanced to reflect a decreasing tolerance for portfolio volatility.

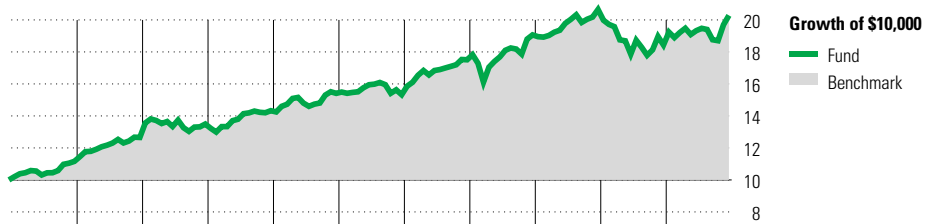
## Notes

BlackRock® is a registered trademark of BlackRock, Inc. Used under license.

LifePath® is a registered trademark of BlackRock Institutional Trust Company, N.A. Used with permission.

The fund can invest in global equities, Canadian equities and bonds, Canadian inflation-linked bonds, real estate and alternative investments including commodities and infrastructures.

## Performance Analysis as of December 31, 2023




Underlying Fund Performance											Quartile
2013	2014	2015	2016	2017	2018	2019	2020	2021	2022	2023	Calendar Year
11.6	13.4	6.6	6.2	7.6	-0.5	14.2	8.9	8.3	-10.7	10.0	as at December 31, 2023
11.6	13.6	6.6	6.1	7.6	-0.7	14.2	8.7	8.4	-10.8	10.0	Fund Return %
											Benchmark %

Annualized Returns %	3 Mth	1 Yr	2 Yr	3 Yr	4 Yr	5 Yr	10 Yr
Fund	8.1	10.0	-0.9	2.1	3.7	5.8	6.2
Benchmark	8.1	10.0	-0.9	2.1	3.7	5.7	6.1

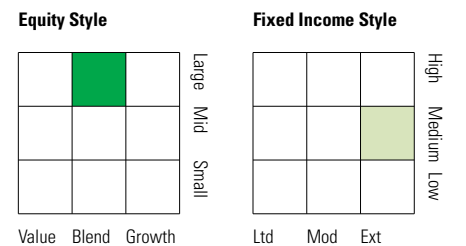
**Disclosure** The above data represents past performance returns, which is not indicative of future results. These are gross performance returns, calculated after the fund's operating expenses, but before investment fees. For more information, please contact Desjardins Insurance's Customer Contact Centre at 1-800-968-3587.

## Portfolio Analysis as of December 31, 2023



Top Five Countries	% Assets
United States	80.3
China	3.1
Taiwan	2.2
India	1.9
South Korea	1.6

Top 10 Holdings	% Assets
MSCI USA Extended ESG Focus	16.6
Cdn Msci Canada Imi Extended CIs	10.1
Cdn Msci Eafe Extended Esg F CIs	6.8
MSCI USA Sml Cap Extn ESG Focus PR USD	1.0
Canada (Government of) 1.5% 01-06-2031	0.7
Canada (Government of) 2% 01-12-2051	0.7
Canada (Government of) 1.5% 01-12-2031	0.7
Canada (Government of) 1.25% 01-06-2030	0.6
Canada (Government of) 1.75% 01-12-2053	0.6
Canada (Government of) 2% 01-06-2032	0.6
Total Number of Portfolio Holdings	3
Total Number of Underlying Holdings	2,471
Total Number of Stock Holdings	733
Total Number of Bond Holdings	1,184



Global Equity Sectors	% Equity
Utilities	3.9
Energy	5.1
Financials	11.5
Materials	2.7
Consumer Discretionary	9.1
Consumer Staples	5.0
Communication Services	6.7
Industrials	8.7
Health Care	9.7
Information Technology	23.7
Real Estate	13.8
Unclassified	0.0

Fixed Income Breakdown	% Bond
Government Bonds	74.7
Corporate Bonds	24.8
Other Bonds	0.0
Mortgage Backed Securities	0.1
ST Investments (Cash & Other)	0.1
Asset Backed Securities	0.3