

DFS BlackRock® Global Infrastructure Index Fund

Fund Category

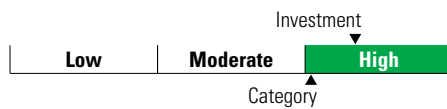
Global Infrastructure Equity

General Information

Fund Code 309/709
Fund Inception August 2012
Underlying Inception July 2012
Fund Assets (\$Mil) 115.22
Underlying Assets (\$Mil) 3,039.69

Fund Company BlackRock Asset Management Canada Ltd
Underlying Fund BlackRock CDN GIBI Infrast Eq Idx Cl D

Volatility Analysis



Investment Objective

The Fund aims to reproduce as closely as possible the annualised return of the Dow Jones Brookfield Global Infrastructure Index, expressed in Canadian dollars, over four-year moving periods.

Benchmark

Dow Jones Brookfield Global Infrastructure Net

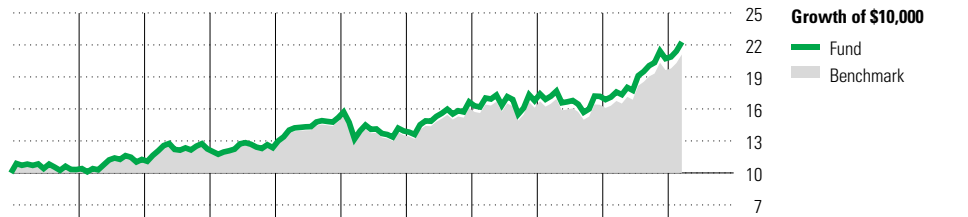
Investment Strategy

This fund, passively managed, aims to provide a return derived primarily from long-term capital appreciation by investing in a broadly diversified portfolio of equity securities of companies located throughout the world that are owners and operators of infrastructure assets.

Notes

BlackRock® is a registered trademark of BlackRock, Inc. Used under license.

Performance Analysis as of March 31, 2025



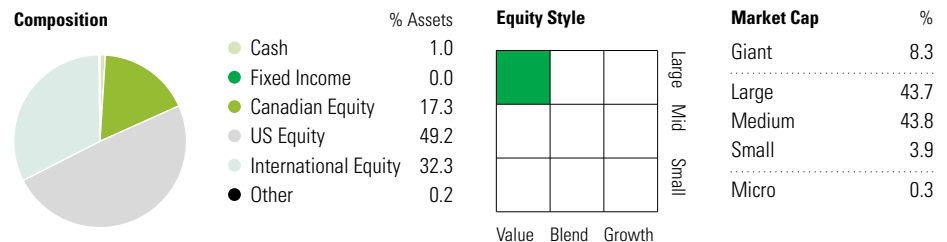
| | | | | | | | | | | | Quartile |
|------|------|------|------|------|------|------|------|------|------|-----|----------------------|
| 2015 | 2016 | 2017 | 2018 | 2019 | 2020 | 2021 | 2022 | 2023 | 2024 | YTD | Calendar Year |
| 3.2 | 9.2 | 8.8 | 0.9 | 22.8 | -8.2 | 19.6 | 0.7 | 2.4 | 20.6 | 7.5 | as at March 31, 2025 |
| 2.7 | 8.6 | 8.2 | 0.4 | 22.2 | -8.6 | 18.9 | 0.2 | 1.7 | 19.9 | 7.4 | Fund Return % |
| | | | | | | | | | | | Benchmark % |

| Annualized Returns % | 1 Mth | 3 Mth | 1 Yr | 2 Yr | 3 Yr | 4 Yr | 5 Yr | 10 Yr |
|----------------------|-------|-------|------|------|------|------|------|-------|
| Fund | 4.0 | 7.5 | 26.7 | 13.8 | 9.4 | 11.3 | 11.1 | 7.5 |
| Benchmark | 4.0 | 7.4 | 26.0 | 13.1 | 8.7 | 10.7 | 10.4 | 6.9 |

Underlying Fund Performance

Disclosure The above data represents past performance returns, which is not indicative of future results. These are gross performance returns, calculated after the fund's operating expenses, but before investment fees. For more information, please contact Desjardins Insurance's Customer Contact Centre at 1-800-968-3587.

Portfolio Analysis as of March 31, 2025



| Top 10 Holdings | % Assets | Top Five Countries | % Assets |
|--------------------------------|----------|--------------------|----------|
| Enbridge Inc | 7.4 | United States | 49.9 |
| American Tower Corp 23-03-2027 | 6.2 | Canada | 17.5 |
| National Grid PLC | 4.9 | United Kingdom | 6.7 |
| Vinci SA | 4.9 | Spain | 6.1 |
| Williams Companies Inc | 4.4 | France | 5.7 |

| Global Equity Sectors | % Equity |
|------------------------|----------|
| Utilities | 38.9 |
| Energy | 33.6 |
| Financials | 0.0 |
| Materials | 0.0 |
| Consumer Discretionary | 0.0 |
| Consumer Staples | 0.0 |
| Communication Services | 2.9 |
| Industrials | 14.6 |
| Health Care | 0.0 |
| Information Technology | 0.0 |
| Real Estate | 10.0 |
| Unclassified | 0.0 |