

Baillie Gifford Global Equity Fund

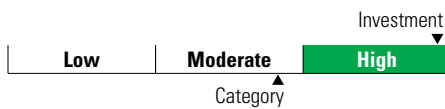
Fund Category
Global Equity

General Information

Fund Code 310/710
Fund Inception October 2012
Underlying Inception July 2009
Fund Assets (\$Mil) 356.32
Underlying Assets (\$Mil) 2,683.89

Fund Company Baillie Gifford Overseas Limited
Underlying Fund Baillie Gifford Global Alpha Fund (CAD)

Volatility Analysis



Investment Objective

This fund targets an annualized return higher than that of the MSCI All Country World Net Index, expressed in Canadian dollars, over four-year moving periods.

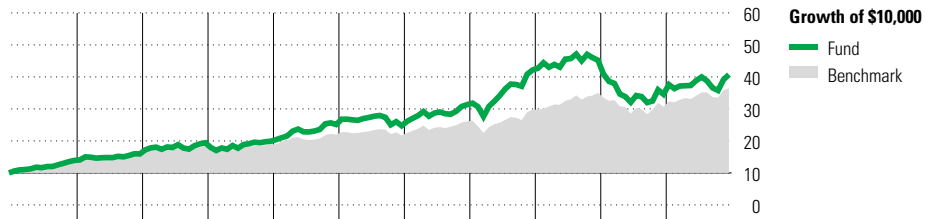
Benchmark

MSCI All Country World Net

Investment Strategy

This fund, actively managed, aims to provide superior returns primarily through capital appreciation by investing in a diversified stock portfolio of companies located throughout the world.

Performance Analysis as of December 31, 2023



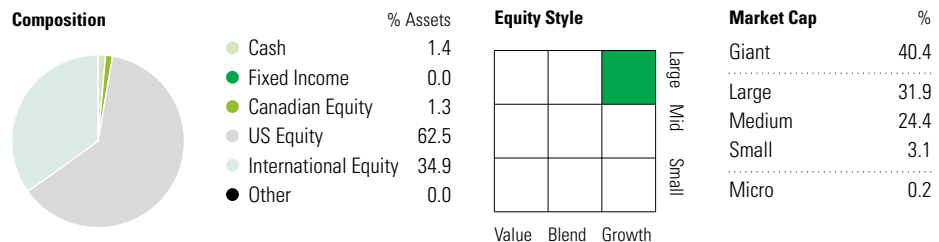
Year	2013	2014	2015	2016	2017	2018	2019	2020	2021	2022	2023	Quartile
Fund Return %	39.1	14.6	21.9	2.4	26.3	-1.5	26.7	34.6	7.2	-23.5	17.8	Calendar Year
Benchmark %	35.2	14.4	18.9	3.2	15.8	-1.3	20.2	14.2	17.5	-12.4	18.9	as at December 31, 2023

Annualized Returns %	3 Mth	1 Yr	2 Yr	3 Yr	4 Yr	5 Yr	10 Yr
Fund	11.3	17.8	-5.1	-1.2	6.8	10.5	11.3
Benchmark	8.3	18.9	2.0	7.0	8.7	10.9	10.4

Underlying Fund Performance

Disclosure The above data represents past performance returns, which is not indicative of future results. These are gross performance returns, calculated after the fund's operating expenses, but before investment fees. For more information, please contact Desjardins Insurance's Customer Contact Centre at 1-800-968-3587.

Portfolio Analysis as of December 31, 2023



Top 10 Holdings	% Assets	Top Five Countries	% Assets
Microsoft Corp	4.0	United States	63.3
Elevance Health Inc	3.6	Japan	4.5
Martin Marietta Materials Inc	3.5	Netherlands	3.6
Amazon.com Inc	3.5	India	3.4
Moody's Corporation	3.2	China	3.4
Ryanair Holdings PLC ADR	2.8		
CRH PLC	2.7		
Meta Platforms Inc Class A	2.6		
Alphabet Inc Class C	2.5		
Prosus NV Ordinary Shares - Class N	2.5		

Global Equity Sectors	% Equity
Utilities	0.0
Energy	2.5
Financials	16.3
Materials	8.8
Consumer Discretionary	20.4
Consumer Staples	2.4
Communication Services	9.3
Industrials	10.4
Health Care	11.1
Information Technology	16.4
Real Estate	2.4
Unclassified	0.0