

# Mawer Canadian Equity Fund

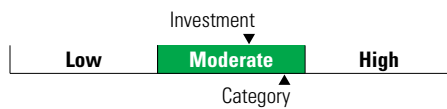
**Fund Category**  
Canadian Equity

## General Information

Fund Code 323/723/0323  
Fund Inception January 2015  
Underlying Inception December 2004  
Fund Assets (\$Mil) 35.75  
Underlying Assets (\$Mil) 3,882.30

Fund Company Mawer Investment Management Ltd  
Underlying Fund Mawer Canadian Equity Series 0

## Volatility Analysis



## Investment Objective

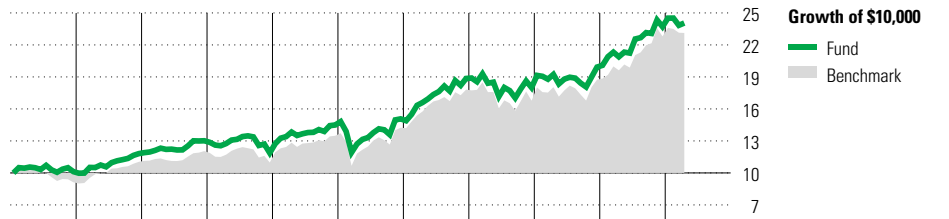
This fund targets an annualized return higher than that of the S&P/TSX Index, over four-year moving periods.

**Benchmark**  
S&P/TSX

## Investment Strategy

This fund, actively managed, aims to provide long term capital growth by investing in securities of larger capitalization Canadian companies. The manager systematically creates broadly diversified portfolios of companies with strong growth characteristics bought at discount compared to their estimated intrinsic values. It uses a long term investment horizon to allow for investors recognition and growth.

## Performance Analysis as of April 30, 2025



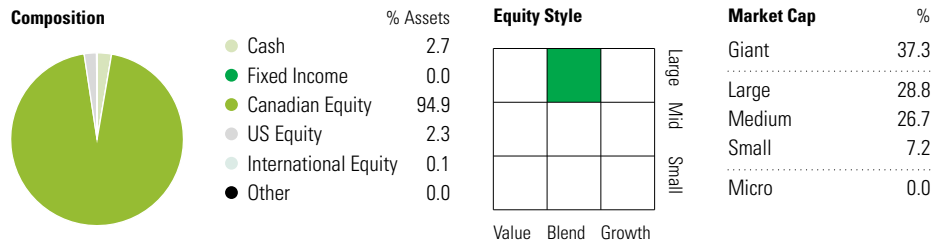
											Quartile
2015	2016	2017	2018	2019	2020	2021	2022	2023	2024	YTD	Calendar Year
1.0	16.7	10.2	-8.8	22.1	4.0	25.1	-4.5	10.7	19.0	1.5	as at April 30, 2025
-8.3	21.1	9.1	-8.9	22.9	5.6	25.1	-5.8	11.8	21.7	1.4	Fund Return %
											Benchmark %

Annualized Returns %	1 Mth	3 Mth	1 Yr	2 Yr	3 Yr	4 Yr	5 Yr	10 Yr
Fund	0.9	-1.9	15.2	11.8	9.3	9.7	13.6	8.6
Benchmark	-0.1	-2.0	17.8	13.2	9.6	10.1	14.4	8.3

Underlying Fund Performance

**Disclosure** The above data represents past performance returns, which is not indicative of future results. These are gross performance returns, calculated after the fund's operating expenses, but before investment fees. For more information, please contact Desjardins Insurance's Customer Contact Centre at 1-800-968-3587.

## Portfolio Analysis as of April 30, 2025



Top 10 Holdings	% Assets
Royal Bank of Canada	4.1
Canadian Natural Resources Ltd	3.9
The Toronto-Dominion Bank	3.8
Canadian Pacific Kansas City Ltd	3.6
Intact Financial Corp	3.4
Brookfield Asset Mgmt Ltd Ordinary Share	3.3
AltaGas Ltd	3.3
TMX Group Ltd	3.3
Constellation Software Inc	3.2
iA Financial Corp Inc	3.2
Total Number of Portfolio Holdings	3
Total Number of Underlying Holdings	51
Total Number of Stock Holdings	43
Total Number of Bond Holdings	0

Top Five Countries	% Assets
Canada	97.6
United States	2.4

Global Equity Sectors	% Equity
Utilities	6.7
Energy	6.3
Financials	33.1
Materials	7.3
Consumer Discretionary	4.5
Consumer Staples	4.8
Communication Services	1.3
Industrials	18.1
Health Care	0.0
Information Technology	14.2
Real Estate	3.6
Unclassified	0.0