

Desjardins Global Equity Dividend Fund (Mondrian)

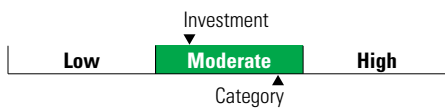
Fund Category
Global Equity

General Information

Fund Code 331/731
Fund Inception January 2016
Underlying Inception November 1959
Fund Assets (\$Mil) 70.53
Underlying Assets (\$Mil) 38.85

Fund Company Desjardins Investments Inc
Underlying Fund Desjardins Global Dividend A

Volatility Analysis



Investment Objective

This fund targets an annualized return at least 2.00% higher than that of the MSCI World Net Index, expressed in Canadian dollars, over four-year moving periods.

Benchmark

MSCI World Net

Investment Strategy

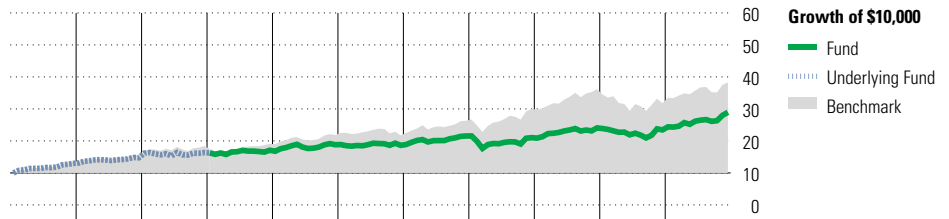
This fund, actively managed, aims to provide dividend income and long-term capital appreciation by investing in equity and equity-related securities of companies around the world, including, when deemed appropriate, emerging markets. The fund's manager favours companies with high dividend yields, stable or high profit growth, a lower than average debt in comparison to their industry average and whose securities are traded at a reasonable price relative to other companies with similar characteristics.

Notes

The underlying Fund performance returns are net. These are calculated after the funds operating expenses and investment fees.

Sub-advisor:
Mondrian

Performance Analysis as of December 31, 2023



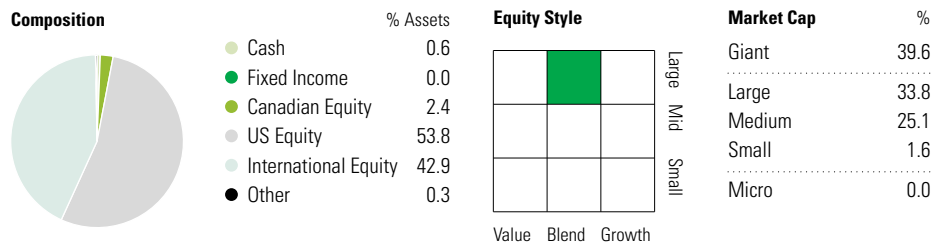
Year	2013	2014	2015	2016	2017	2018	2019	2020	2021	2022	2023	Quartile
	—	—	—	—	—	—	—	—	—	—	—	Calendar Year
Fund Return %	29.6	13.7	10.9	2.3	10.1	-1.0	15.7	-2.4	14.4	-2.6	23.6	as at December 31, 2023
Benchmark %	35.2	14.4	18.9	3.8	14.4	-0.5	21.2	13.9	20.8	-12.2	20.5	

Annualized Returns %	3 Mth	1 Yr	2 Yr	3 Yr	4 Yr	5 Yr	10 Yr
Fund	10.9	23.6	9.7	11.3	7.7	9.2	6.3
Benchmark	8.7	20.5	2.8	8.5	9.8	12.0	11.0

Underlying Fund Performance

Disclosure The above data represents past performance returns, which is not indicative of future results. These are gross performance returns, calculated after the fund's operating expenses, but before investment fees. For more information, please contact Desjardins Insurance's Customer Contact Centre at 1-800-968-3587.

Portfolio Analysis as of December 31, 2023



Top 10 Holdings	% Assets	Top Five Countries	% Assets
Microsoft Corp	3.6	United States	54.3
AbbVie Inc	3.5	Japan	17.7
Wells Fargo & Co	3.4	United Kingdom	7.0
Walmart Inc	3.3	Italy	5.7
Sony Group Corp	3.3	Netherlands	2.9
Enel SpA	3.1		
Fujitsu Ltd	3.1		
Sundrug Co Ltd	3.1		
Amazon.com Inc	3.1		
Laboratory Corp of America Holdings	3.1		

Global Equity Sectors	% Equity
Utilities	5.7
Energy	4.7
Financials	9.0
Materials	3.5
Consumer Discretionary	8.5
Consumer Staples	16.9
Communication Services	2.5
Industrials	12.2
Health Care	19.3
Information Technology	14.9
Real Estate	2.8
Unclassified	0.0