

# Desjardins Global Equity Growth Fund (Baillie Gifford)

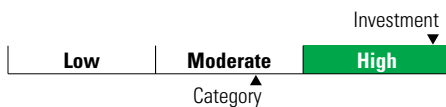
**Fund Category**  
Global Equity

## General Information

Fund Code 344/744  
Fund Inception July 2016  
Underlying Inception January 2015  
Fund Assets (\$Mil) 44.00  
Underlying Assets (\$Mil) 464.88

Fund Company Desjardins Investments Inc  
Underlying Fund Desjardins Global Equity Growth I

## Volatility Analysis



## Investment Objective

This Fund targets an annualized return at least 2.00% higher than that of the MSCI All Country World Net Index, over four-year moving periods.

## Benchmark

MSCI All Country World Net

## Investment Strategy

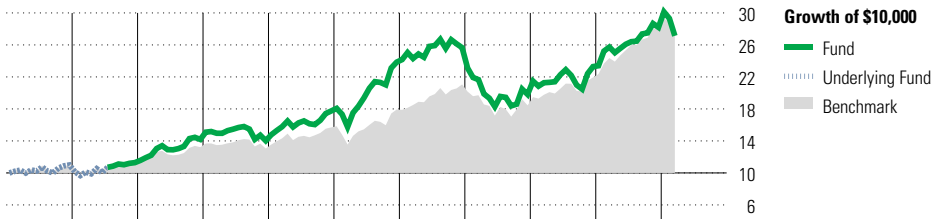
This Fund, actively managed, aims to provide long-term capital growth by investing primarily in shares of companies located anywhere in the world, including emerging countries. The manager favours growth management style with a focus on companies that can sustain above average, long-term growth in sales and profits. The manager seeks to invest in companies with sustainable competitive advantages and strong management teams, which operate in a favorable market background and display solid financial characteristics.

## Notes

The underlying Fund performance returns are net. These are calculated after the funds operating expenses and investment fees.

Sub-advisor:  
Baillie Gifford Overseas Limited

## Performance Analysis as of March 31, 2025



											Quartile
2015	2016	2017	2018	2019	2020	2021	2022	2023	2024	YTD	Calendar Year
—	1.2	25.7	-1.1	26.5	34.4	7.6	-22.8	17.5	21.1	-3.8	as at March 31, 2025
—	3.2	15.8	-1.3	20.2	14.2	17.5	-12.4	18.9	28.1	-1.3	Fund Return %
											Benchmark %

## Annualized Returns %


	1 Mth	3 Mth	1 Yr	2 Yr	3 Yr	4 Yr	5 Yr	10 Yr
Fund	-7.4	-3.8	5.4	12.9	7.8	2.8	11.5	7.8
Benchmark	-4.0	-1.3	14.0	18.5	12.1	10.7	15.4	10.3

Underlying Fund Performance

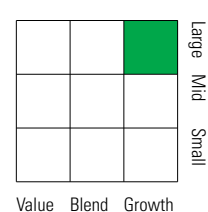
**Disclosure** The above data represents past performance returns, which is not indicative of future results. These are gross performance returns, calculated after the fund's operating expenses, but before investment fees. For more information, please contact Desjardins Insurance's Customer Contact Centre at 1-800-968-3587.

## Portfolio Analysis as of March 31, 2025

### Composition



### Equity Style



### Market Cap

	%
Giant	45.2
Large	25.4
Medium	23.5
Small	5.2
Micro	0.7

### Top 10 Holdings

	% Assets
Meta Platforms Inc Class A	4.3
Amazon.com Inc	4.1
Microsoft Corp	4.0
Prosus NV Ordinary Shares - Class N	3.6
NVIDIA Corp	3.5
Taiwan Semiconductor Manufacturing	3.0
DoorDash Inc Ordinary Shares - Class A	3.0
Elevance Health Inc	2.9
Mastercard Inc Class A	2.5
Service Corp International	2.4
Total Number of Portfolio Holdings	3
Total Number of Underlying Holdings	101
Total Number of Stock Holdings	94
Total Number of Bond Holdings	0

### Top Five Countries

	% Assets
United States	63.5
Netherlands	5.7
Japan	4.1
China	3.7
Taiwan	3.1

### Global Equity Sectors

	% Equity
Utilities	0.0
Energy	2.0
Financials	13.0
Materials	5.9
Consumer Discretionary	23.8
Consumer Staples	0.8
Communication Services	10.8
Industrials	11.1
Health Care	10.0
Information Technology	20.5
Real Estate	2.0
Unclassified	0.0