

# CC&L Canadian Equity Growth Fund

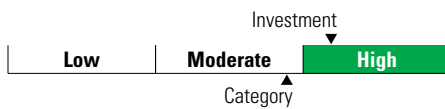
**Fund Category**  
Canadian Equity

## General Information

Fund Code 373/773  
Fund Inception March 2018  
Underlying Inception April 2012  
Fund Assets (\$Mil) 66.28  
Underlying Assets (\$Mil) 2,774.21

Fund Company Connor Clark & Lunn Inv Mgmt Ltd  
Underlying Fund CC&L Group Canadian Q Growth

## Volatility Analysis



## Investment Objective

This fund targets an annualized return at least 2.00% higher than that of the S&P/TSX Index, over four-year moving periods.

**Benchmark**  
S&P/TSX

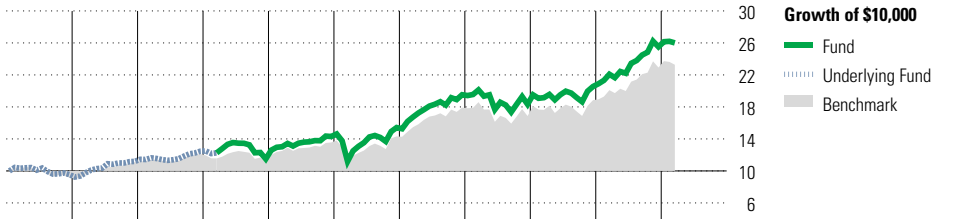
## Investment Strategy

This fund, actively managed, aims to provide long-term capital appreciation by investing in a diversified portfolio of Canadian equities. The fund is managed according to a quantitative investment process, which focuses on companies that exhibit strong fundamental characteristics. Furthermore, the fund's stock selection puts an emphasis on growth characteristics.

## Notes

Underlying assets reflect the Fund manager's Series A.

## Performance Analysis as of March 31, 2025



	2015	2016	2017	2018	2019	2020	2021	2022	2023	2024	YTD	Quartile
	—	—	—	—	—	—	—	—	—	—	—	Calendar Year
	—	—	—	—	—	—	—	—	—	—	—	as at March 31, 2025
	-4.6	17.3	11.3	-8.9	24.4	7.8	26.6	-6.1	12.1	24.1	1.9	Fund Return %
	-8.3	21.1	9.1	-8.9	22.9	5.6	25.1	-5.8	11.8	21.7	1.5	Benchmark %

## Annualized Returns %


	1 Mth	3 Mth	1 Yr	2 Yr	3 Yr	4 Yr	5 Yr	10 Yr
Fund	-0.7	1.9	17.8	16.5	8.9	11.6	18.4	9.5
Benchmark	-1.5	1.5	15.8	14.9	7.8	10.7	16.8	8.5

Underlying Fund Performance

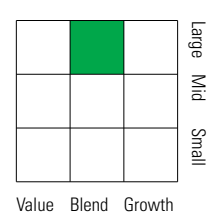
**Disclosure** The above data represents past performance returns, which is not indicative of future results. These are gross performance returns, calculated after the fund's operating expenses, but before investment fees. For more information, please contact Desjardins Insurance's Customer Contact Centre at 1-800-968-3587.

## Portfolio Analysis as of March 31, 2025

### Composition



### Equity Style



### Market Cap

	%
Giant	38.0
Large	25.8
Medium	22.6
Small	11.9
Micro	1.7

### Top 10 Holdings

	% Assets
Royal Bank of Canada	7.6
CIBC	4.2
Shopify Inc Reg Shs -A- Subord Vtg	3.5
Agnico Eagle Mines Ltd	3.3
Constellation Software Inc	2.7
National Bank of Canada	2.5
Power Corp of Canada Shs Subord.Voting	2.5
Bank of Nova Scotia	2.4
Intact Financial Corp	2.3
Waste Connections Inc	2.3
Total Number of Portfolio Holdings	3
Total Number of Underlying Holdings	262
Total Number of Stock Holdings	259
Total Number of Bond Holdings	0

### Top Five Countries

	% Assets
Canada	99.9
United States	0.1
United Kingdom	0.0

### Global Equity Sectors

	% Equity
Utilities	4.2
Energy	13.6
Financials	35.2
Materials	12.0
Consumer Discretionary	2.3
Consumer Staples	2.3
Communication Services	0.2
Industrials	15.3
Health Care	0.5
Information Technology	12.5
Real Estate	1.9
Unclassified	0.0