

# Desjardins Global Bond (Multi-Manager) Fund

**Fund Category**  
Global Fixed Income

## General Information

Fund Code 375/775  
Fund Inception March 2018  
Underlying Inception January 2004  
Fund Assets (\$Mil) 323.57  
Underlying Assets (\$Mil) 387.82

Fund Company Desjardins Investments Inc  
Underlying Fund Desjardins Global Managed Bond I

## Volatility Analysis



## Investment Objective

This fund targets an annualized return at least 0.75% higher than that of the Bloomberg Barclays Multiverse Index, hedged against currency fluctuations in relation to the Canadian dollar, over four-year moving periods.

## Benchmark

Bloomberg Barclays Multiverse Hedged

## Investment Strategy

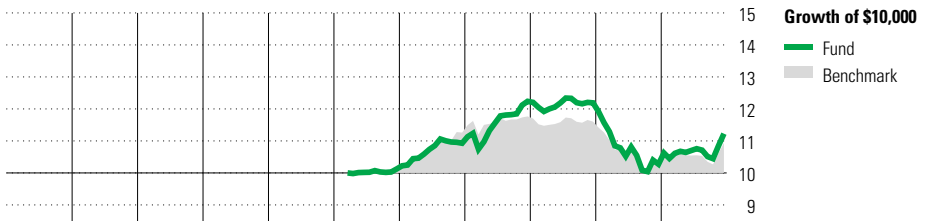
This fund, actively and passively managed, aims to provide an income return and some long-term capital appreciation by investing primarily in fixed-income securities of issuers throughout the world, including emerging market bonds and high-yield bonds. The portfolio manager chooses the underlying funds and their allocation based on several criteria, including positioning on the interest rate curve, credit quality, duration and maturity, geographical diversification and credit spreads. It also makes ad hoc adjustments to the fund's asset allocation according to the presumed market cycle phase.

## Notes

The underlying Fund performance returns are net. These are calculated after the funds operating expenses and investment fees.

On May 5, 2023, the fund's name and the benchmark were changed following a replacement of the underlying fund.

## Performance Analysis as of December 31, 2023



Year	2013	2014	2015	2016	2017	2018	2019	2020	2021	2022	2023	Quartile
Calendar Year	—	—	—	—	—	—	—	—	—	—	—	as at December 31, 2023
Fund Return %	—	—	—	—	—	7.9	12.0	-0.4	-15.7	9.3		
Benchmark %	—	—	—	—	—	11.8	4.5	-1.4	-11.5	6.6		


Annualized Returns %	3 Mth	1 Yr	2 Yr	3 Yr	4 Yr	5 Yr	10 Yr
Fund	6.8	9.3	-4.0	-2.8	0.7	2.1	—
Benchmark	5.7	6.6	-2.9	-2.4	-0.7	1.7	—

Underlying Fund Performance

**Disclosure** The above data represents past performance returns, which is not indicative of future results. These are gross performance returns, calculated after the fund's operating expenses, but before investment fees. For more information, please contact Desjardins Insurance's Customer Contact Centre at 1-800-968-3587.

## Portfolio Analysis as of December 31, 2023

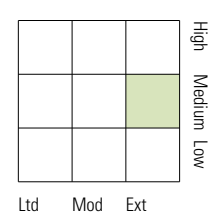
### Composition



### Top 10 Holdings

Holder	% Assets
US Treasury Notes 2.75% 30-06-2025	1.2
US Treasury Bonds 3.875% 15-02-2043	1.0
US Treasury Notes 1.125% 31-08-2028	1.0
US Treasury Notes 0.75% 31-08-2026	1.0
US Treasury Notes 0.75% 30-04-2026	1.0
US Treasury Bonds 3.875% 15-05-2043	0.8
US Treasury Notes 0.875% 15-11-2030	0.7
Japan (Government Of) 0.4% 20-09-2025	0.7
Italy (Republic Of) 6% 04-08-2028	0.6
Japan (Government Of) 2.3% 20-09-2026	0.5
Total Number of Portfolio Holdings	3
Total Number of Underlying Holdings	2,088
Total Number of Stock Holdings	4
Total Number of Bond Holdings	1,728

### Fixed Income Style



### Credit Quality

Credit Quality	%
High	40.1
Medium	39.9
Low	10.8
N/A	9.2

### Top Five Countries

Country	% Assets
United States	35.4
Japan	9.5
United Kingdom	6.2
Germany	5.8
France	5.4

### Fixed Income Breakdown

Category	% Bond
Government Bonds	63.8
Corporate Bonds	29.1
Other Bonds	0.0
Mortgage Backed Securities	3.0
ST Investments (Cash & Other)	2.2
Asset Backed Securities	0.6