

DFS BlackRock® Extra Long Bond Index Fund

Fund Category

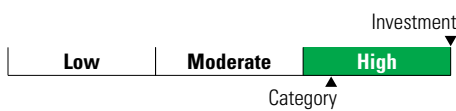
Canadian Long Term Fixed Income

General Information

Fund Code 383/0383
Fund Inception January 2019
Underlying Inception July 2014
Fund Assets (\$Mil) 12.30
Underlying Assets (\$Mil) 314.95

Fund Company BlackRock Asset Management Canada Ltd
Underlying Fund Canada 20+ Strips Bond Index Fund, Class A

Volatility Analysis



Investment Objective

This fund aims to reproduce the annualized return of the FTSE Canada 20+ Strip Bond Index over four-year moving periods.

Benchmark

FTSE Canada 20+ Strip Bond Index

Investment Strategy

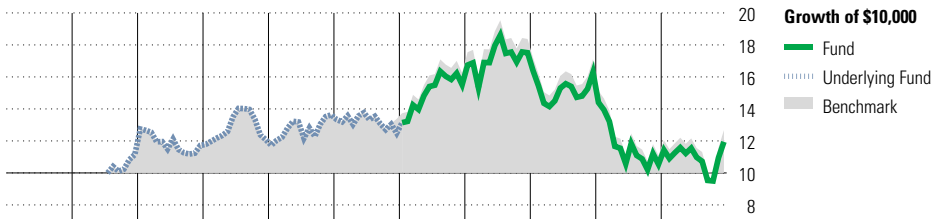
This fund, passively managed, aims to provide a moderate return derived primarily from income by investing in a broadly diversified portfolio of Canadian strip bonds with maturities of over 20 years. The manager seeks to track the return and risk profile of the FTSE Canada 20+ Strip Bond Index through investments in a large number of Canadian bonds, primarily federal and provincial.

Notes

The name of the fund was changed on August 31, 2023.

BlackRock® is a registered trademark of BlackRock, Inc. Used under license.

Performance Analysis as of December 31, 2023



Year	2013	2014	2015	2016	2017	2018	2019	2020	2021	2022	2023	Calendar Year
Fund Return %	—	—	5.0	3.1	12.8	-8.4	13.9	12.9	-7.0	-35.3	13.3	as at December 31, 2023
Benchmark %	—	—	5.1	2.9	13.0	-2.1	21.5	13.0	-6.8	-35.2	14.2	

Annualized Returns %


	3 Mth	1 Yr	2 Yr	3 Yr	4 Yr	5 Yr	10 Yr
Fund	25.3	13.3	-14.4	-12.0	-6.3	-2.4	—
Benchmark	26.2	14.2	-13.9	-11.6	-6.0	-1.1	—

Underlying Fund Performance

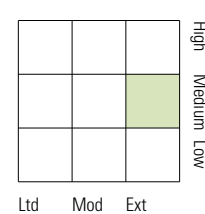
Disclosure The above data represents past performance returns, which is not indicative of future results. These are gross performance returns, calculated after the fund's operating expenses, but before investment fees. For more information, please contact Desjardins Insurance's Customer Contact Centre at 1-800-968-3587.

Portfolio Analysis as of December 31, 2023

Composition



Fixed Income Style



Credit Quality

Credit Quality	%
High	83.1
Medium	7.8
Low	0.0
N/A	9.1

Top 10 Holdings

Holder	% Assets
Hydro Quebec 0% 15-02-2050	11.1
Ontario (Province Of) 0% 02-06-2045	8.5
Hydro Quebec 0% 15-02-2045	8.1
Ontario (Province Of) 0% 02-06-2048	5.0
Hydro Quebec 0% 15-02-2055	4.3
Hydro Quebec 0% 15-02-2060	2.9
Ontario (Province Of) 0% 02-06-2049	2.3
Ontario (Province Of) 0% 02-12-2050	2.3
Ontario (Province Of) 0% 02-12-2046	2.1
Hydro Quebec 0% 15-02-2063	2.1
Total Number of Portfolio Holdings	3
Total Number of Underlying Holdings	108
Total Number of Stock Holdings	0
Total Number of Bond Holdings	5

Top Five Countries

Country	% Assets
Canada	100.0

Fixed Income Breakdown

Category	% Bond
Government Bonds	98.3
Corporate Bonds	0.0
Other Bonds	0.0
Mortgage Backed Securities	0.0
ST Investments (Cash & Other)	1.7
Asset Backed Securities	0.0