

Fidelity Canadian Low Volatility Equity Fund

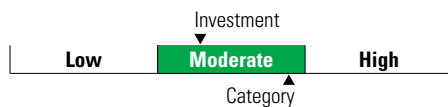
Fund Category
Canadian Equity

General Information

Fund Code 386/786
Fund Inception July 2019
Underlying Inception July 2012
Fund Assets (\$Mil) 4.86
Underlying Assets (\$Mil) 299.52

Fund Company Fidelity Investments Canada ULC
Underlying Fund Fidelity Canadian Low Volatility Institutional Trust

Volatility Analysis



Investment Objective

This fund targets an annualized return higher than that of the S&P/TSX Capped Index, over four-year moving periods.

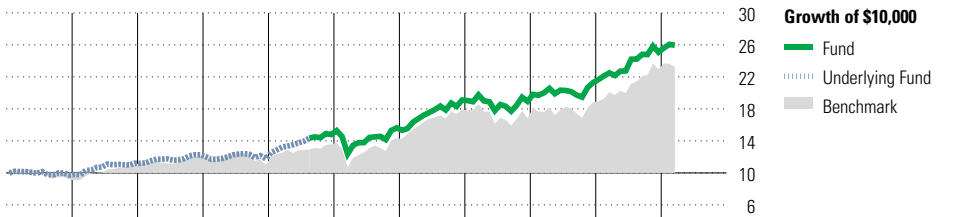
Benchmark

S&P/TSX Capped

Investment Strategy

This fund, actively managed, aims to provide long-term capital appreciation while seeking to minimize overall portfolio volatility by investing primarily in Canadian equity securities. The fund's manager combines techniques of bottom-up fundamental research and quantitative analysis to identify and select securities. Quantitative modeling is also used at the portfolio level to aim to reduce the overall volatility.

Performance Analysis as of March 31, 2025



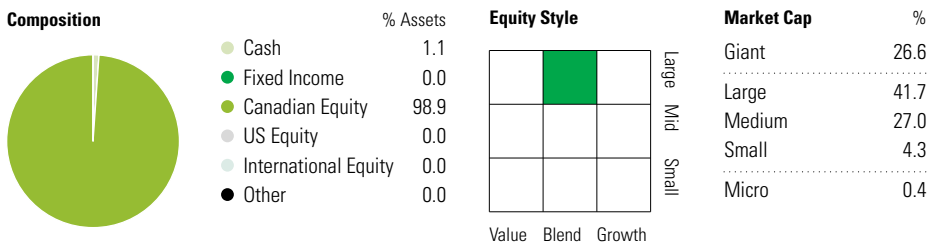
											Quartile
2015	2016	2017	2018	2019	2020	2021	2022	2023	2024	YTD	Calendar Year
-2.6	15.2	9.3	-3.9	25.7	5.6	22.3	-0.9	12.4	17.9	3.5	as at March 31, 2025
-8.3	21.1	9.1	-8.9	22.9	5.6	25.1	-5.8	11.8	21.7	1.5	Fund Return %
											Benchmark %

Annualized Returns %	1 Mth	3 Mth	1 Yr	2 Yr	3 Yr	4 Yr	5 Yr	10 Yr
Fund	-0.4	3.5	15.3	13.9	9.5	12.3	16.0	10.1
Benchmark	-1.5	1.5	15.8	14.9	7.8	10.7	16.8	8.5

Underlying Fund Performance

Disclosure The above data represents past performance returns, which is not indicative of future results. These are gross performance returns, calculated after the fund's operating expenses, but before investment fees. For more information, please contact Desjardins Insurance's Customer Contact Centre at 1-800-968-3587.

Portfolio Analysis as of March 31, 2025



Top 10 Holdings	% Assets
The Toronto-Dominion Bank	5.1
Intact Financial Corp	4.6
Constellation Software Inc	4.3
Fortis Inc	3.8
Loblaw Companies Ltd	3.8
TMX Group Ltd	3.7
Alimentation Couche-Tard Inc	3.6
Fairfax Financial Hldgs Shs Subord.Vtg	3.3
Waste Connections Inc	3.2
Metro Inc	3.1
Total Number of Portfolio Holdings	3
Total Number of Underlying Holdings	89
Total Number of Stock Holdings	85
Total Number of Bond Holdings	0

Global Equity Sectors	% Equity
Utilities	7.9
Energy	9.8
Financials	23.5
Materials	11.4
Consumer Discretionary	4.6
Consumer Staples	12.4
Communication Services	5.6
Industrials	12.8
Health Care	0.0
Information Technology	8.9
Real Estate	3.2
Unclassified	0.0