

# Fidelity ClearPath® Index Plus Institutional 2025

## Fund Category

2025 Target Date Portfolio

### General Information

Fund Code	626
Fund Inception	June 2024
Underlying Inception	February 2024
Fund Assets (\$Mil)	0.23
Underlying Assets (\$Mil)	38.30
Fund Company	Fidelity Investments Canada ULC
Underlying Fund	Fidelity ClearPath Idx Plus Ins 2025 Ptf

### Investment Objective

Until its target retirement date, this fund aims to provide a high total return by investing primarily in underlying funds and by using a dynamic asset allocation strategy with a risk level that is in line with its time horizon. Thereafter, the fund aims to provide current income and, as secondary objective, capital appreciation.

### Benchmark

Blended benchmark rebalanced periodically to reflect a decreasing risk tolerance


### Investment Strategy

Until its target retirement date, this fund aims to provide a high total return with a risk level that is in line with its time horizon by investing primarily in fixed-income and equity index strategies, with an exposure to alternative investments. Thereafter, the fund aims to provide current income and, as secondary objective, capital appreciation. The fund is intended for investors who had or are planning to begin drawing income from their savings between 2023 and 2027. Over time, the portfolio is rebalanced to reflect a decreasing tolerance for portfolio volatility.

### Notes

Fidelity ClearPath® is a registered trademark of FMR Corp. Used with permission.

### Performance Analysis as of May 31, 2025



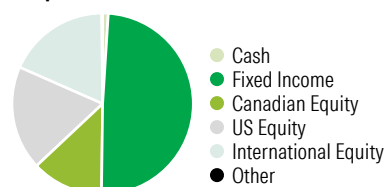
Quartile											
2015	2016	2017	2018	2019	2020	2021	2022	2023	2024	YTD	Calendar Year
—	—	—	—	—	—	—	—	—	—	2.2	as at May 31, 2025
—	—	—	—	—	—	—	—	—	—	2.4	Fund Return %
											Benchmark %

Annualized Returns %	1 Mth	3 Mth	1 Yr	2 Yr	3 Yr	4 Yr	5 Yr	10 Yr
Fund	2.6	-0.8	10.6	—	—	—	—	—
Benchmark	2.4	-0.5	10.8	—	—	—	—	—
Underlying Fund Performance								

**Disclosure** The above data represents past performance returns, which is not indicative of future results. These are gross performance returns, calculated after the fund's operating expenses, but before investment fees. For more information, please contact Desjardins Insurance's Customer Contact Centre at 1-800-968-3587.

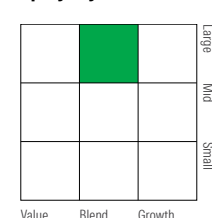
### Portfolio Analysis as of May 31, 2025

#### Composition



#### % Assets

#### Equity Style



#### Top Five Countries

	% Assets
United States	37.5
Canada	25.8
Japan	5.6
United Kingdom	3.7
China	3.4

#### Top 10 Holdings

	% Assets
Canada (Government of) 4% 01-12-2031	1.4
Canada (Government of) 1.5% 01-12-2044	1.2
Canada (Government of) 3% 01-12-2036	1.2
Canada (Government of) 4.25% 01-12-2026	1.1
Canada (Government of) 2% 01-12-2041	1.1
Apple Inc	1.1
Canada (Government of) 1.25% 01-12-2047	1.0
Microsoft Corp	1.0
NVIDIA Corp	0.9
Canada (Government of) 0.5% 01-12-2050	0.8
Total Number of Portfolio Holdings	3
Total Number of Underlying Holdings	7,098
Total Number of Stock Holdings	5,681
Total Number of Bond Holdings	1,054

#### Global Equity Sectors

	% Equity
Utilities	3.2
Energy	6.6
Financials	22.6
Materials	6.5
Consumer Discretionary	9.0
Consumer Staples	6.0
Communication Services	6.4
Industrials	12.1
Health Care	7.6
Information Technology	17.8
Real Estate	2.2
Unclassified	0.0

#### Fixed Income Breakdown

	% Bond
Government Bonds	84.2
Corporate Bonds	13.6
Other Bonds	0.0
Mortgage Backed Securities	0.1
ST Investments (Cash & Other)	1.4
Asset Backed Securities	0.1