

CONTRACT NUMBER(S):

ADVANCE NOTICE OF CHANGE HELIOS2 CONTRACT

Dear Contract Owner:

We are writing to inform you about some changes we are making to the Helios2 Contract, as indicated in the Contract and Information Folder document, in the section "Our Agreement with You". We encourage you to read the information contained in this Advance Notice of Change.

This Advance Notice of Change is sent to all Helios2 Contract Owners. Although we are informing you of all the changes to be made to the Helios2 Contract, not all of them may apply to your personal situation, but where they do apply, no action is required on your part.

Also, except for the changes described in this Advance Notice of Change, the terms and conditions of your Helios2 Contract have not been changed.

Changes to our GIF line-up

At Desjardins Insurance, we care about our clients' financial health. That is the reason behind the changes we are making to our line of Guaranteed Investment Funds (GIFs). The following changes will allow us to maintain a competitive and efficient offer.

Introducing nine new GIFs

DFS GIF – Moderate – Desjardins SocieTerra
DFS GIF – 100% Equity – Desjardins SocieTerra
DFS GIF – Fixed Income – Desjardins Wise ETF
DFS GIF – Conservative – Desjardins Wise ETF
DFS GIF – Balanced – Desjardins Wise ETF
DFS GIF – Growth – Desjardins Wise ETF
DFS GIF – Maximum Growth – Desjardins Wise ETF
DFS GIF – 100% Equity – Desjardins Wise ETF
DFS GIF – Canadian Equity – Desjardins

Closing of six GIFs to switches and new deposits

DFS GIF – Diversified Income – Franklin Quotential
DFS GIF – Balanced Income – Franklin Quotential
DFS GIF – Balanced Growth – Franklin Quotential
DFS GIF – Growth – Franklin Quotential
DFS GIF – Canadian Equity – Franklin Bissett
DFS GIF – Small Cap – Franklin Bissett

Closing of the DFS GIF – Income – Fiera Capital

On **November 27, 2020**, Desjardins Insurance will close the **DFS GIF – Income – Fiera Capital**.









Closing GIF	Replacement GIF
DFS GIF – Income – Fiera Capital	DFS GIF – Canadian Bond

On **November 27, 2020**, we will transfer the value of the Units of the closing GIF attributed to your Contract to the replacement GIF. The investment objectives of these GIFs are similar; however, some tax implications may result from these changes. **Please see the attached Advance Notice of Change at page 9.**

Fee revision

We have revised the fees applicable to the Helios2 Contract to be among the most competitive in the industry. These changes affect both the Management Fees and the additional guarantee fees related to the Helios2 – 75/100 i, Helios2 – 100/100 i and Helios2 – 75/100 GLWB Guarantees.

We are pleased to inform you of a decrease in the Management Fees which varies from GIF to GIF. Additional guarantee fees are increased or decreased depending on the Guarantee. Such changes will be effective on **November 30, 2020**.

	Helios2 – 75/75 Guarantee	Helios2 – 75/100 i Guarantee	Helios2 – 100/100 i Guarantee	Helios2 – 75/100 GLWB Guarantee
Management Fees	 Decrease between 0.05% and 0.35% (depending on the GIF)	 Decrease between 0.05% and 0.35% (depending on the GIF)	 Decrease between 0.05% and 0.35% (depending on the GIF)	 Decrease between 0.05% and 0.35% (depending on the GIF)
Additional Guarantee fee	 No change	 Decrease of 0.20% for all GIFs*	 Increase of 0.15% for all GIFs**	 Increase of 0.15% for all GIFs**

* With the exception of the DSF GIF – Money Market where the decrease will be 0.10% and the DSF GIF – Canadian Bond where the decrease will be 0.15%.

** With the exception of the DSF GIF – Money Market where the increase will be 0.05% and the DSF GIF – Canadian Bond for which the increase will be 0.10%.

As a result of these changes, the majority of Contract Owners will experience a decrease in the fees applicable to their Contract while for some, there will be no change or a slight increase. **Please see the attached Advance Notice of Change at page 10.**

Other changes

We will also make the following changes:

Change	Advance Notice Page
Name change of five GIFs	PAGE 10
Change to the investment objective of three GIFs due to a change in the investment objective of their respective underlying fund	PAGE 11
Addition of two Fee Options to your Contract (Option D and Option E).	PAGE 11

You can find more details in the attached Advance Notice of Change.

If you have any questions, please contact your representative or our Guaranteed Investment Funds Department at 1-877-647-5435. We are there to help you.

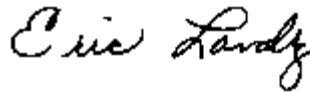
You can also contact us by fax at 1-888-926-2987, by email at gifclientservice@dfs.ca or by mail at this address: 1 Complexe Desjardins, P.O. Box 9000, Montreal, Quebec H5B 1H5.

We thank you for trusting Desjardins Insurance.

Sincerely,



Denis Dubois
President and Chief Operating Officer



Éric Landry
Vice-President, Investment Solutions

Advance Notice of Change – Helios2 Contract November 2020

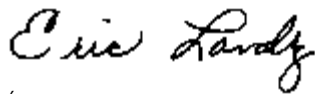
This Advance Notice of Change is an integral part of your Contract with Desjardins Financial Security Life Assurance Company and it should be read accordingly.

Except for the changes described in this Advance Notice of Change, the terms and conditions of your Contract have not been changed.

We certify that this Advance Notice of Change contains modifications to the above Contract and provides brief and plain disclosure of these modifications. This document forms an integral part of the Contract called Desjardins Financial Security Guaranteed Investment Funds Plan – Helios2, issued by Desjardins Financial Security Life Assurance Company. Other than the modifications described in this Advance Notice of Change, the terms and conditions of this Contract have not been changed.



Denis Dubois
President and Chief Operating Officer



Éric Landry
Vice-President, Investment Solutions

Changes to our GIF line-up

In order to maintain the highest quality service and provide the best value for our clients, Desjardins Financial Security Life Assurance Company (DFS) periodically evaluates the insurance products it administers.

Introducing Nine New Funds

We are pleased to inform you that effective **November 30, 2020**, DFS will be introducing nine new Guaranteed Investment Funds. These Funds were selected to help you complement your portfolio. The Fund Facts for these new Funds can be found on our website at desjardinslifeinsurance.com/en/individual-savings/guaranteed-investment-funds/our-investment-options/regulatory-documents or you can contact our Guaranteed Investment Funds Department to obtain a copy. Our contact information is at [page 12](#) below.

1. DFS GIF – MODERATE – DESJARDINS SOCIETERRA

Objective of the Fund

To provide income and a moderate long-term capital appreciation by investing primarily in Canadian and foreign equity and fixed-income securities and/or in units of mutual funds which themselves invest primarily in Canadian or foreign equity and fixed-income securities. The Fund follows a responsible approach to investing.

Strategy of the Fund

To reach the Fund's investment objective, selection of the securities and/or the underlying funds as well as the percentage of the assets that will be invested in each of these securities or underlying funds will be based on the following target weightings: Fixed-income (65%) and Growth (35%).

Series 6 – MER	Series 6 – Management Fee	Series 7 – MER	Series 7 – Management Fee	Series 8 – MER	Series 8 – Management Fee	Current Helios2 – 75/75 fee (included in the MER)	Current Helios2 – 75/100 i additional guarantee fee	Current Helios2 – 75/100 GLWB additional guarantee fee*	Current Helios2 – 100/100 i additional guarantee fee
2.41%	1.80%	1.90%	1.35%	2.07%	1.50%	0.10%	0.40%	1.15%	0.90%

* Only eligible to switches and contracts in which the GLWB had been selected before May 8, 2020 at 4 p.m. (EDT).

2. DFS GIF – 100% EQUITY – DESJARDINS SOCIETERRA

Objective of the Fund

To provide long-term capital appreciation by investing in Canadian and foreign equity and/or in units of mutual funds which themselves invest in Canadian or foreign equity. The Fund follows a responsible approach to investing.

Strategy of the Fund

The selection of the securities and/or the underlying funds as well as the percentage of the assets that will be invested in each of these securities or underlying funds will be based on management style diversification, geographical diversification and market capitalization diversification.

Series 6 – MER	Series 6 – Management Fee	Series 7 – MER	Series 7 – Management Fee	Series 8 – MER	Series 8 – Management Fee	Current Helios2 – 75/75 fee (included in the MER)	Current Helios2 – 75/100 i additional guarantee fee	Current Helios2 – 100/100 i additional guarantee fee
2.76%	2.00%	2.24%	1.55%	2.41%	1.70%	0.20%	0.60%	1.35%

3. DFS GIF – FIXED INCOME – DESJARDINS WISE ETF

Objective of the Fund

To provide a regular income return. Consequently, the Fund invests mainly in exchange-traded funds which themselves invest in fixed-income securities in Canada and throughout the world.

Strategy of the Fund

The selection of the securities as well as the percentage of the assets that will be invested in each of these securities will be based on positioning on the interest-rate curve, management style diversification, geographical diversification and credit risk diversification.

Series 6 – MER	Series 6 – Management Fee	Series 7 – MER	Series 7 – Management Fee	Series 8 – MER	Series 8 – Management Fee	Current Helios2 – 75/75 fee (included in the MER)	Current Helios2 – 75/100 i additional guarantee fee	Current Helios2 – 75/100 GLWB additional guarantee fee*	Current Helios2 – 100/100 i additional guarantee fee
1.72%	1.25%	1.21%	0.80%	1.38%	0.95%	0.05%	0.25%	0.70%	0.50%

* Only eligible to switches and contracts in which the GLWB had been selected before May 8, 2020 at 4 p.m. (EDT).

4. DFS GIF – CONSERVATIVE – DESJARDINS WISE ETF

Objective of the Fund

To provide a regular income return and low medium-term capital appreciation. Consequently, the Fund invests mainly in exchange-traded funds which themselves invest in fixed-income and equity securities throughout the world.

Strategy of the Fund

The selection of the securities as well as the percentage of the assets that will be invested in each of these securities will be based on positioning on the interest-rate curve, management style diversification, geographical diversification and market capitalization diversification.

Series 6 – MER	Series 6 – Management Fee	Series 7 – MER	Series 7 – Management Fee	Series 8 – MER	Series 8 – Management Fee	Current Helios2 – 75/75 fee (included in the MER)	Current Helios2 – 75/100 i additional guarantee fee	Current Helios2 – 75/100 GLWB additional guarantee fee*	Current Helios2 – 100/100 i additional guarantee fee
2.30%	1.75%	1.78%	1.30%	1.95%	1.45%	0.05%	0.30%	1.05%	0.65%

* Only eligible to switches and contracts in which the GLWB had been selected before May 8, 2020 at 4 p.m. (EDT).

5. DFS GIF – BALANCED – DESJARDINS WISE ETF

Objective of the Fund

To provide a regular income return and long-term capital appreciation. Consequently, the Fund invests mainly in exchange-traded funds which themselves invest in fixed-income and equity securities throughout the world.

Strategy of the Fund

The selection of the securities as well as the percentage of the assets that will be invested in each of these securities will be based on positioning on the interest-rate curve, management style diversification, geographical diversification and market capitalization diversification.

Series 6 – MER	Series 6 – Management Fee	Series 7 – MER	Series 7 – Management Fee	Series 8 – MER	Series 8 – Management Fee	Current Helios2 – 75/75 fee (included in the MER)	Current Helios2 – 75/100 i additional guarantee fee	Current Helios2 – 75/100 GLWB additional guarantee fee*	Current Helios2 – 100/100 i additional guarantee fee
2.36%	1.75%	1.84%	1.30%	2.01%	1.45%	0.10%	0.50%	1.15%	0.85%

* Only eligible to switches and contracts in which the GLWB had been selected before May 8, 2020 at 4 p.m. (EDT).

6. DFS GIF – GROWTH – DESJARDINS WISE ETF

Objective of the Fund

To provide a long-term capital appreciation and, to a lesser extent, generate an income return. Consequently, the Fund invests mainly in exchange-traded funds which themselves invest in equity and fixed-income securities throughout the world.

Strategy of the Fund

The selection of the securities as well as the percentage of the assets that will be invested in each of these securities will be based on positioning on the interest-rate curve, management style diversification, geographical diversification and market capitalization diversification.

Series 6 – MER	Series 6 – Management Fee	Series 7 – MER	Series 7 – Management Fee	Series 8 – MER	Series 8 – Management Fee	Current Helios2 – 75/75 fee (included in the MER)	Current Helios2 – 75/100 i additional guarantee fee	Current Helios2 – 75/100 GLWB additional guarantee fee*	Current Helios2 – 100/100 i additional guarantee fee
2.41%	1.80%	1.90%	1.35%	2.07%	1.50%	0.10%	0.50%	1.25%	1.15%

* Only eligible to switches and contracts in which the GLWB had been selected before May 8, 2020 at 4 p.m. (EDT).

7. DFS GIF – MAXIMUM GROWTH – DESJARDINS WISE ETF

Objective of the Fund

To provide long-term capital appreciation. Consequently, the Fund invests mainly in exchange-traded funds which themselves invest in equity and fixed-income securities throughout the world.

Strategy of the Fund

The selection of the securities as well as the percentage of the assets that will be invested in each of these securities will be based on positioning on the interest-rate curve, management style diversification, geographical diversification and market capitalization diversification.

Series 6 – MER	Series 6 – Management Fee	Series 7 – MER	Series 7 – Management Fee	Series 8 – MER	Series 8 – Management Fee	Current Helios2 – 75/75 fee (included in the MER)	Current Helios2 – 75/100 i additional guarantee fee	Current Helios2 – 100/100 i additional guarantee fee
2.47%	1.80%	1.95%	1.35%	2.13%	1.50%	0.15%	0.55%	1.35%

8. DFS GIF – 100% EQUITY – DESJARDINS WISE ETF

Objective of the Fund

To provide long-term capital appreciation. Consequently, the Fund invests mainly in exchange-traded funds which themselves invest in equity securities of companies located throughout the world.

Strategy of the Fund

The selection of the securities as well as the percentage of the assets that will be invested in each of these securities will be based on management style diversification, geographical diversification and market capitalization diversification.

Series 6 – MER	Series 6 – Management Fee	Series 7 – MER	Series 7 – Management Fee	Series 8 – MER	Series 8 – Management Fee	Current Helios2 – 75/75 fee (included in the MER)	Current Helios2 – 75/100 i additional guarantee fee	Current Helios2 – 100/100 i additional guarantee fee
2.53%	1.80%	2.01%	1.35%	2.18%	1.50%	0.20%	0.55%	1.35%

9. DFS GIF – CANADIAN EQUITY – DESJARDINS

Objective of the Fund

To provide long-term capital appreciation. The Fund invests primarily in equity securities of large-cap Canadian corporations.

Strategy of the Fund

The manager uses a disciplined investment process that relies on fundamental, quantitative and trend analyses of issuers. The manager will consider, among other things, the corporations' financial health, valuation and growth perspectives, as well as the quality of their management team.

Series 6 – MER	Series 6 – Management Fee	Series 7 – MER	Series 7 – Management Fee	Series 8 – MER	Series 8 – Management Fee	Current Helios2 – 75/75 fee (included in the MER)	Current Helios2 – 75/100 i additional guarantee fee	Current Helios2 – 100/100 i additional guarantee fee
2.59%	1.80%	2.07%	1.35%	2.24%	1.50%	0.25%	0.60%	1.35%

Closing of Six Funds to Switches and New Deposits

Desjardins Financial Security will cease to accept switches and new Deposits in the following Funds starting **November 27, 2020 at 4 p.m. (ET)**, with the exception of Deposits made under an existing pre-authorized debit (PAD) agreement:

- DFS GIF – Diversified Income – Franklin Quotential
- DFS GIF – Balanced Income – Franklin Quotential
- DFS GIF – Balanced Growth – Franklin Quotential
- DFS GIF – Growth – Franklin Quotential
- DFS GIF – Canadian Equity – Franklin Bissett
- DFS GIF – Small Cap – Franklin Bissett

DFS intends to permanently close these Funds during the year 2022. You will receive an advance notice of change, if this occurs. If your own a non-registered Contract, you may have tax implications for fiscal year 2022.

Closing of the DFS GIF – Income – Fiera Capital

Effective **November 27, 2020**, DFS will be closing the **DFS GIF – Income – Fiera Capital** Fund.

Desjardins Financial Security will cease to accept switches and new Deposits in the **DFS GIF – Income – Fiera Capital** Fund starting **November 20, 2020 at 4 p.m. (ET)**, excluding Deposits made in accordance with an existing pre-authorized debit agreement (PAD). In addition, **November 20, 2020** will be the last day that redemptions (excluding systematic withdrawal programs (SWPs)) or switches for Units of other Funds will be accepted.

Please be advised that the value of the Units in the Closing Fund attributed to your Contract will be transferred to the Replacement Fund, free of any surrender charge. If you already have a PAD agreement for additional Deposits, these Deposits will be modified to reflect the changes in this Advance Notice of Change.

The details about the Closing Fund and the Replacement Fund are as follows:

CLOSING FUND	Series 6 – MER	Series 7 – MER	Series 8 – MER	Investment Objective	Benchmark	CIFSC Category	Fund Manager
DFS GIF – Income – Fiera Capital	1.79%	1.29%	1.45%	To provide above-average interest income with some potential for capital growth by investing primarily in bonds and other interest-bearing instruments of Canadian federal and provincial governments and investment-grade corporations.	FTSE TMX Canada Universe Bond	Canadian Fixed Income	Fiera Capital inc.

REPLACEMENT FUND	Série 6 – MER	Série 7 – MER	Série 8 – MER	Investment Objective	Benchmark	CIFSC Category	Fund Manager
DFS GIF – Canadian Bond	1.69%	1.16%	1.36%	To provide regular income and capital security by investing in a portfolio of fixed-income securities from the Canadian bond market.	FTSE TMX Canada Universe Bond	Canadian Fixed Income	Desjardins Global Asset Management Inc.

Please note that the transfer to the Replacement Fund will not decrease the Guaranteed Amounts under your Contract.

The value of the Units withdrawn from the Closing Fund and transferred to the Replacement Fund will be calculated on **November 27, 2020**.

TAX IMPLICATIONS

The changes related to the closing of the DFS GIF – Income – Fiera Capital may result in a capital gain or loss for you.

If you own a Registered Contract (including a locked-in Contract), the transfer of the value of the Units attributed to your Contract from the Closing Fund to the Replacement Fund will not cause tax implications.

However, if you own a non-registered Contract, the transfer of the value of the Units from the Closing Fund to the Replacement Fund will cause a taxable disposition, which might produce either a capital gain or a capital loss.

If so, it will be reflected on the T3 tax slips (and Relevés 16 for Quebec residents) issued for the fiscal year 2020.

Please refer to the section “Income Allocations for Tax Purposes” in your Contract and Information Folder, where you can find more information.

Fee Revision

The Management Fees of all Funds and the additional guarantee fees related to the Helios2 – 75/100 i, Helios2 – 100/100 i and Helios2 – 75/100 GLWB Guarantees will change effective **November 30, 2020**.

The new Management Fees, the new additional guarantee fees and the applicable variations (in brackets) are indicated in the tables that can be found at the end of this Advance Notice of Change, starting on [page 14](#) (for Series 6), [page 16](#) (for Series 7) and [page 18](#) (for Series 8).

Other Changes

Name Change of Five Funds

It should be noted that the following Funds will be changing names as of **November 30, 2020**:

CURRENT NAME	NEW NAME
DFS GIF – Growth and Income – NEI Northwest	DFS GIF – Growth and Income – NEI
DFS GIF – Global Growth – NEI Select	DFS GIF – Growth – NEI Select
DFS GIF – Canadian Asset Allocation – CI Cambridge	DFS GIF – Asset Allocation – Cambridge
DFS GIF – Canadian Dividend – NEI Northwest	DFS GIF – Canadian Dividend – NEI
DFS GIF – Specialty Equity – NEI Northwest	DFS GIF – Canadian Small Cap Equity – NEI

Change to the Investment Objective of Three Funds

Due to the change in the investment objective of their underlying fund, we wish to inform you of the new investment objective of each of the following Funds:

FUND NAME	NEW INVESTMENT OBJECTIVE OF THE FUND
DFS GIF – Growth – Desjardins SocieTerra	To provide long-term capital appreciation and to a lesser extent, income. The Fund invests in Canadian and foreign equity and fixed-income bonds and/or in units of mutual funds which themselves invest primarily in Canadian or foreign equity and fixed-income bonds. The Fund follows a responsible approach to investing.
DFS GIF – Maximum Growth – Desjardins SocieTerra	To achieve long-term capital appreciation. The Fund invests in Canadian and foreign equity and fixed-income bonds and/or in units of mutual funds which themselves invest primarily in Canadian or foreign equity and fixed-income bonds. The Fund follows a responsible approach to investing.
DFS GIF – Specialty Equity – NEI Northwest*	To achieve long-term capital appreciation by investing primarily in the equity of smaller, fast growing Canadian companies with small market capitalizations.

*This Fund is also changing its name as mentioned above.

Addition of Two Fee Options

Starting **November 30, 2020**, DFS will offer two new Fee Options in your Contract: Fee Option D and Fee Option E (No load – Representative chargeback). These options do not impose any surrender charges if you decide to make a partial or total surrender of any Units of any Fund attributed to your Contract, regardless of the amount of time since the Units were first attributed. However, your distributor and your representative may have to refund, in whole or in part, their sales commission to DFS if such surrender is made within **three years** (Option D) or **five years** (Option E) since the Units were first attributed to your Contract. These Fee Options are available for Series 6 and 8 only.

The Maximum Annuitant Age to make a deposit with Fee Option D or Fee Option E is 80 years.

The following table summarizes how the Fee Options D and E work and the fees associated with them:

FEE OPTION	WHAT YOU PAY	HOW IT WORKS
No Load – Representative Chargeback Fee Option D	You don't have to pay anything.	These are no sales charges. <ul style="list-style-type: none"> When you make a Deposit, Desjardins Financial Security pays a gross commission of 3.5%. If you sell within 3 years, your distributor and your representative may be required to refund, in whole or in part, their sales commission to DFS.
No Load – Representative Chargeback Fee Option E	You don't have to pay anything.	These are no sales charges. <ul style="list-style-type: none"> When you make a Deposit, Desjardins Financial Security pays a gross commission of 5.0%. If you sell within 5 years, your distributor and your representative may be required to refund, in whole or in part, their sales commission to DFS.

The trailing commissions that will be paid by DFS to your representative with these Fee Options are shown in the following table. The rates are a percentage of the market value of the Units attributed to the applicable Fee Option.

FUND	TRAILING COMMISSION (ANNUAL RATE) FEE OPTION D	TRAILING COMMISSION (ANNUAL RATE) FEE OPTION E
DFS GIF – Money Market	Years 2 to 4: 0.00%	Years 2 to 7: 0.00 %
	Years 5 and following: 0.25%	Years 8 and following: 0.25%
DFS GIF – Canadian Bond and DFS GIF – Global Tactical Bond – Desjardins	Years 2 to 4: 0.15%	Years 2 to 7: 0.15%
	Years 5 and following: 0.50%	Years 8 and following: 0.50%
All the other Funds	Years 2 to 4: 0.50%	Years 2 to 7: 0.50%
	Years 5 and following: 1.00%	Years 8 and following: 1.00%

We thank you for trusting Desjardins Financial Security Life Assurance Company.

For more information

We invite you to refer to the Contract and Information Folder document. Please read it carefully as it contains important information.

Information about our Funds, including their performance history, can also be found on our website at desjardinslifeinsurance.com.

If you have any questions about this Advance Notice of Change, please contact your representative or our Guaranteed Investment Funds Department at 1-877-647-5435. You can also contact us by fax at 1-888-926-2987, by email at gifclientservice@dfs.ca or by mail at this address: 1 Complexe Desjardins, P.O. Box 9000, Montreal, Quebec H5B 1H5.

Fee Table – Series 6

Fund names	Series 6 – MER	Series 6 – Management Fee	Helios2 – 75/75 fee (included in the MER)	Helios2 – 75/100 i additional guarantee fee	Helios2 – 100/100 i additional guarantee fee	Helios2 – 75/100 GLWB additional guarantee fee
INVESTMENT SOLUTIONS						
DFS GIF – Conservative	2.25% (- 0.22%)	1.75% (- 0.20%)	0.05%	0.30% (- 0.20%)	0.65% (+ 0.15%)	0.95% (+ 0.15%)
DFS GIF – Moderate	2.29% (- 0.23%)	1.80% (- 0.20%)	0.05%	0.35% (- 0.20%)	0.70% (+ 0.15%)	1.05% (+ 0.15%)
DFS GIF – Balanced	2.34% (- 0.22%)	1.80% (- 0.20%)	0.10%	0.50% (- 0.20%)	0.85% (+ 0.15%)	1.05% (+ 0.15%)
DFS GIF – Growth	2.37% (- 0.22%)	1.85% (- 0.20%)	0.10%	0.50% (- 0.20%)	1.05% (+ 0.15%)	1.30% (+ 0.15%)
DFS GIF – Maximum Growth	2.45% (- 0.23%)	1.85% (- 0.20%)	0.15%	0.50% (- 0.20%)	1.35% (+ 0.15%)	n/a
RESPONSIBLE INVESTMENT PORTFOLIOS						
DFS GIF – Conservative – Desjardins SocieTerra	2.33% (- 0.34%)	1.80% (- 0.30%)	0.05%	0.30% (- 0.20%)	0.90% (+ 0.15%)	0.95% (+ 0.15%)
DFS GIF – Moderate – Desjardins SocieTerra	2.41%	1.80%	0.10%	0.40%	0.90%	1.15%
DFS GIF – Balanced – Desjardins SocieTerra	2.38% (- 0.33%)	1.85% (- 0.30%)	0.10%	0.45% (- 0.20%)	0.95% (+ 0.15%)	1.25% (+ 0.15%)
DFS GIF – Growth – Desjardins SocieTerra	2.49% (- 0.34%)	1.90% (- 0.30%)	0.10%	0.50% (- 0.20%)	1.15% (+ 0.15%)	1.35% (+ 0.15%)
DFS GIF – Maximum Growth – Desjardins SocieTerra	2.62% (- 0.40%)	1.95% (- 0.35%)	0.15%	0.55% (- 0.20%)	1.35% (+ 0.15%)	n/a
DFS GIF – 100% Equity – Desjardins SocieTerra	2.76%	2.00%	0.20%	0.60%	1.35%	n/a
WISE ETF PORTFOLIOS						
DFS GIF – Fixed Income – Desjardins Wise ETF	1.72%	1.25%	0.05%	0.25%	0.50%	0.70%
DFS GIF – Conservative – Desjardins Wise ETF	2.30%	1.75%	0.05%	0.30%	0.65%	1.05%
DFS GIF – Balanced – Desjardins Wise ETF	2.36%	1.75%	0.10%	0.50%	0.85%	1.15%
DFS GIF – Growth – Desjardins Wise ETF	2.41%	1.80%	0.10%	0.50%	1.15%	1.25%
DFS GIF – Maximum Growth – Desjardins Wise ETF	2.47%	1.80%	0.15%	0.55%	1.35%	n/a
DFS GIF – 100% Equity – Desjardins Wise ETF	2.53%	1.80%	0.20%	0.55%	1.35%	n/a
INDIVIDUAL FUNDS						
Income						
DFS GIF – Money Market	1.07% (- 0.06%)	0.75% (- 0.05%)	0.00%	0.15% (- 0.10%)	0.30% (+ 0.05%)	0.30% (+ 0.05%)
DFS GIF – Canadian Bond	1.69% (- 0.11%)	1.25% (- 0.10%)	0.05%	0.20% (- 0.15%)	0.45% (+ 0.10%)	0.55% (+ 0.10%)
DFS GIF – Global Tactical Bond – Desjardins	2.13% (- 0.17%)	1.55% (- 0.15%)	0.10%	0.45% (- 0.20%)	0.95% (+ 0.15%)	1.10% (+ 0.15%)
Balanced and Asset Allocation						
DFS GIF – Diversified Income – Franklin Quotiential	2.67% (- 0.05%)	2.15% (- 0.05%)	0.05%	0.45% (- 0.20%)	n/a	1.05% (+ 0.15%)
DFS GIF – Balanced Income – Franklin Quotiential	2.69% (- 0.06%)	2.10% (- 0.05%)	0.10%	0.45% (- 0.20%)	n/a	1.10% (+ 0.15%)
DFS GIF – Canadian Balanced – Fidelity	2.70% (- 0.11%)	2.10% (- 0.10%)	0.10%	0.50% (- 0.20%)	n/a	n/a
DFS GIF – U.S. Monthly Income – Fidelity	2.73% (- 0.17%)	2.15% (- 0.15%)	0.10%	0.50% (- 0.20%)	1.05% (+ 0.15%)	n/a

Fee Table – Series 6 (continued)

Fund names	Series 6 – MER	Series 6 – Management Fee	Helios2 – 75/75 fee (included in the MER)	Helios2 – 75/100 i additional guarantee fee	Helios2 – 100/100 i additional guarantee fee	Helios2 – 75/100 GLWB additional guarantee fee
DFS GIF – Global Balanced – Jarislowsky Fraser	2.51% (- 0.16%)	1.95% (- 0.15%)	0.10%	0.45% (- 0.20%)	1.05% (+ 0.15%)	1.25% (+ 0.15%)
DFS GIF – Canadian Balanced – Fiera Capital	2.40% (- 0.17%)	1.85% (- 0.15%)	0.10%	0.45% (- 0.20%)	1.15% (+ 0.15%)	1.30% (+ 0.15%)
DFS GIF – Balanced Growth – Franklin Quotential	2.73% (- 0.05%)	2.10% (- 0.05%)	0.15%	0.45% (- 0.20%)	n/a	1.35% (+ 0.15%)
DFS GIF – Canadian Balanced – CI Signature	2.69% (- 0.11%)	2.05% (- 0.10%)	0.15%	0.50% (- 0.20%)	1.15% (+ 0.15%)	1.50% (+ 0.15%)
DFS GIF – Income and Growth – CI Signature	2.73% (- 0.17%)	2.05% (- 0.15%)	0.20%	0.50% (- 0.20%)	1.35% (+ 0.15%)	1.55% (+ 0.15%)
DFS GIF – Growth and Income – NEI	2.73% (- 0.11%)	2.10% (- 0.10%)	0.15%	0.50% (- 0.20%)	1.35% (+ 0.15%)	1.50% (+ 0.15%)
DFS GIF – Growth – NEI Select	2.88% (- 0.11%)	2.20% (- 0.10%)	0.20%	0.55% (- 0.20%)	1.35% (+ 0.15%)	1.60% (+ 0.15%)
DFS GIF – Asset Allocation – Cambridge	2.59% (- 0.12%)	1.95% (- 0.10%)	0.20%	0.50% (- 0.20%)	1.35% (+ 0.15%)	n/a
DFS GIF – Growth – Franklin Quotential	2.84% (- 0.06%)	2.15% (- 0.05%)	0.20%	0.50% (- 0.20%)	n/a	n/a
Canadian Equity						
DFS GIF – Dividend Income – Desjardins	2.39% (- 0.17%)	1.85% (- 0.15%)	0.10%	0.50% (- 0.20%)	1.35% (+ 0.15%)	n/a
DFS GIF – Canadian Dividend – NEI	2.71% (- 0.17%)	2.00% (- 0.15%)	0.20%	0.50% (- 0.20%)	1.35% (+ 0.15%)	n/a
DFS GIF – Canadian Equity – Desjardins	2.59%	1.80%	0.25%	0.60%	1.35%	n/a
DFS GIF – Canadian Equity – Jarislowsky Fraser	2.68% (- 0.17%)	1.95% (- 0.15%)	0.25%	0.65% (- 0.20%)	1.35% (+ 0.15%)	n/a
DFS GIF – Canadian Equity – Fidelity True North®	2.93% (- 0.11%)	2.15% (- 0.10%)	0.25%	0.65% (- 0.20%)	1.35% (+ 0.15%)	n/a
DFS GIF – Canadian Equity – Franklin Bissett	2.75% (- 0.05%)	2.05% (- 0.05%)	0.25%	0.60% (- 0.20%)	1.35% (+ 0.15%)	n/a
DFS GIF – Canadian Small Cap Equity – NEI	3.03% (- 0.17%)	2.25% (- 0.15%)	0.25%	0.60% (- 0.20%)	n/a	n/a
DFS GIF – Small Cap – Franklin Bissett	3.12% (- 0.05%)	2.35% (- 0.05%)	0.25%	0.60% (- 0.20%)	n/a	n/a
Foreign Equity						
DFS GIF – American Equity – MFS	2.68% (- 0.22%)	1.95% (- 0.20%)	0.25%	0.55% (- 0.20%)	1.35% (+ 0.15%)	n/a
DFS GIF – American Equity Value – Desjardins	2.68% (- 0.16%)	1.95% (- 0.15%)	0.25%	0.60% (- 0.20%)	1.35% (+ 0.15%)	n/a
DFS GIF – Global Dividend – Desjardins	2.73% (- 0.16%)	2.05% (- 0.15%)	0.20%	0.55% (- 0.20%)	1.35% (+ 0.15%)	n/a
DFS GIF – Global Equity – Desjardins	2.70% (- 0.17%)	1.95% (- 0.15%)	0.20%	0.55% (- 0.20%)	1.35% (+ 0.15%)	n/a
DFS GIF – Global Equity – MFS	2.67% (- 0.28%)	2.00% (- 0.25%)	0.20%	0.60% (- 0.20%)	1.35% (+ 0.15%)	n/a
DFS GIF – International Equity – MFS	2.97% (- 0.05%)	2.20% (- 0.05%)	0.25%	0.60% (- 0.20%)	1.35% (+ 0.15%)	n/a
DFS GIF – International Equity Growth – Desjardins	2.78% (- 0.17%)	2.05% (- 0.15%)	0.25%	0.60% (- 0.20%)	1.35% (+ 0.15%)	n/a

® Fidelity True North is a registered trademark of FMR Corp.

Fee Table – Series 7

Fund names	Series 7 – MER	Series 7 – Management Fee	Helios2 – 75/75 fee (included in the MER)	Helios2 – 75/100 i additional guarantee fee	Helios2 – 100/100 i additional guarantee fee	Helios2 – 75/100 GLWB additional guarantee fee
INVESTMENT SOLUTIONS						
DFS GIF – Conservative	1.68% (- 0.22%)	1.30% (- 0.20%)	0.05%	0.30% (- 0.20%)	0.65% (+ 0.15%)	0.95% (+ 0.15%)
DFS GIF – Moderate	1.73% (- 0.22%)	1.35% (- 0.20%)	0.05%	0.35% (- 0.20%)	0.70% (+ 0.15%)	1.05% (+ 0.15%)
DFS GIF – Balanced	1.82% (- 0.22%)	1.35% (- 0.20%)	0.10%	0.50% (- 0.20%)	0.85% (+ 0.15%)	1.05% (+ 0.15%)
DFS GIF – Growth	1.87% (- 0.22%)	1.40% (- 0.20%)	0.10%	0.50% (- 0.20%)	1.05% (+ 0.15%)	1.30% (+ 0.15%)
DFS GIF – Maximum Growth	1.88% (- 0.22%)	1.40% (- 0.20%)	0.15%	0.50% (- 0.20%)	1.35% (+ 0.15%)	n/a
RESPONSIBLE INVESTMENT PORTFOLIOS						
DFS GIF – Conservative – Desjardins SocieTerra	1.83% (- 0.34%)	1.35% (- 0.30%)	0.05%	0.30% (- 0.20%)	0.90% (+ 0.15%)	0.95% (+ 0.15%)
DFS GIF – Moderate – Desjardins SocieTerra	1.90%	1.35%	0.10%	0.40%	0.90%	1.15%
DFS GIF – Balanced – Desjardins SocieTerra	1.81% (- 0.32%)	1.40% (- 0.30%)	0.10%	0.45% (- 0.20%)	0.95% (+ 0.15%)	1.25% (+ 0.15%)
DFS GIF – Growth – Desjardins SocieTerra	2.01% (- 0.35%)	1.45% (- 0.30%)	0.10%	0.50% (- 0.20%)	1.15% (+ 0.15%)	1.35% (+ 0.15%)
DFS GIF – Maximum Growth – Desjardins SocieTerra	2.13% (- 0.40%)	1.50% (- 0.35%)	0.15%	0.55% (- 0.20%)	1.35% (+ 0.15%)	n/a
DFS GIF – 100% Equity – Desjardins SocieTerra	2.24%	1.55%	0.20%	0.60%	1.35%	n/a
WISE ETF PORTFOLIOS						
DFS GIF – Fixed Income – Desjardins Wise ETF	1.21%	0.80%	0.05%	0.25%	0.50%	0.70%
DFS GIF – Conservative – Desjardins Wise ETF	1.78%	1.30%	0.05%	0.30%	0.65%	1.05%
DFS GIF – Balanced – Desjardins Wise ETF	1.84%	1.30%	0.10%	0.50%	0.85%	1.15%
DFS GIF – Growth – Desjardins Wise ETF	1.90%	1.35%	0.10%	0.50%	1.15%	1.25%
DFS GIF – Maximum Growth – Desjardins Wise ETF	1.95%	1.35%	0.15%	0.55%	1.35%	n/a
DFS GIF – 100% Equity – Desjardins Wise ETF	2.01%	1.35%	0.20%	0.55%	1.35%	n/a
INDIVIDUAL FUNDS						
Income						
DFS GIF – Money Market	0.52% (- 0.06%)	0.30% (- 0.05%)	0.00%	0.15% (- 0.10%)	0.30% (+ 0.05%)	0.30% (+ 0.05%)
DFS GIF – Canadian Bond	1.16% (- 0.11%)	0.80% (- 0.10%)	0.05%	0.20% (- 0.15%)	0.45% (+ 0.10%)	0.55% (+ 0.10%)
DFS GIF – Global Tactical Bond – Desjardins	1.61% (- 0.17%)	1.10% (- 0.15%)	0.10%	0.45% (- 0.20%)	0.95% (+ 0.15%)	1.10% (+ 0.15%)
Balanced and Asset Allocation						
DFS GIF – Diversified Income – Franklin Quotiential	2.15% (- 0.06%)	1.70% (- 0.05%)	0.05%	0.45% (- 0.20%)	n/a	1.05% (+ 0.15%)
DFS GIF – Balanced Income – Franklin Quotiential	2.21% (- 0.06%)	1.65% (- 0.05%)	0.10%	0.45% (- 0.20%)	n/a	1.10% (+ 0.15%)
DFS GIF – Canadian Balanced – Fidelity	2.15% (- 0.11%)	1.65% (- 0.10%)	0.10%	0.50% (- 0.20%)	n/a	n/a
DFS GIF – U.S. Monthly Income – Fidelity	2.22% (- 0.16%)	1.70% (- 0.15%)	0.10%	0.50% (- 0.20%)	1.05% (+ 0.15%)	n/a

Fee Table – Series 7 (continued)

Fund names	Series 7 – MER	Series 7 – Management Fee	Helios2 – 75/75 fee (included in the MER)	Helios2 – 75/100 i additional guarantee fee	Helios2 – 100/100 i additional guarantee fee	Helios2 – 75/100 GLWB additional guarantee fee
DFS GIF – Global Balanced – Jarislowsky Fraser	1.99% (- 0.16%)	1.50% (- 0.15%)	0.10%	0.45% (- 0.20%)	1.05% (+ 0.15%)	1.25% (+ 0.15%)
DFS GIF – Canadian Balanced – Fiera Capital	1.86% (- 0.17%)	1.40% (- 0.15%)	0.10%	0.45% (- 0.20%)	1.15% (+ 0.15%)	1.30% (+ 0.15%)
DFS GIF – Balanced Growth – Franklin Quotential	2.20% (- 0.06%)	1.65% (- 0.05%)	0.15%	0.45% (- 0.20%)	n/a	1.35% (+ 0.15%)
DFS GIF – Canadian Balanced – CI Signature	2.14% (- 0.11%)	1.60% (- 0.10%)	0.15%	0.50% (- 0.20%)	1.15% (+ 0.15%)	1.50% (+ 0.15%)
DFS GIF – Income and Growth – CI Signature	2.18% (- 0.17%)	1.60% (- 0.15%)	0.20%	0.50% (- 0.20%)	1.35% (+ 0.15%)	1.55% (+ 0.15%)
DFS GIF – Growth and Income – NEI	2.23% (- 0.11%)	1.65% (- 0.10%)	0.15%	0.50% (- 0.20%)	1.35% (+ 0.15%)	1.50% (+ 0.15%)
DFS GIF – Growth – NEI Select	2.31% (- 0.11%)	1.75% (- 0.10%)	0.20%	0.55% (- 0.20%)	1.35% (+ 0.15%)	1.60% (+ 0.15%)
DFS GIF – Asset Allocation – Cambridge	2.09% (- 0.11%)	1.50% (- 0.10%)	0.20%	0.50% (- 0.20%)	1.35% (+ 0.15%)	n/a
DFS GIF – Growth – Franklin Quotential	2.34% (- 0.06%)	1.70% (- 0.05%)	0.20%	0.50% (- 0.20%)	n/a	n/a
Canadian Equity						
DFS GIF – Dividend Income – Desjardins	1.87% (- 0.17%)	1.40% (- 0.15%)	0.10%	0.50% (- 0.20%)	1.35% (+ 0.15%)	n/a
DFS GIF – Canadian Dividend – NEI	2.18% (- 0.17%)	1.55% (- 0.15%)	0.20%	0.50% (- 0.20%)	1.35% (+ 0.15%)	n/a
DFS GIF – Canadian Equity – Desjardins	2.07%	1.35%	0.25%	0.60%	1.35%	n/a
DFS GIF – Canadian Equity – Jarislowsky Fraser	2.21% (- 0.17%)	1.50% (- 0.15%)	0.25%	0.65% (- 0.20%)	1.35% (+ 0.15%)	n/a
DFS GIF – Canadian Equity – Fidelity True North®	2.41% (- 0.11%)	1.70% (- 0.10%)	0.25%	0.65% (- 0.20%)	1.35% (+ 0.15%)	n/a
DFS GIF – Canadian Equity – Franklin Bissett	2.35% (- 0.06%)	1.60% (- 0.05%)	0.25%	0.60% (- 0.20%)	1.35% (+ 0.15%)	n/a
DFS GIF – Canadian Small Cap Equity – NEI	2.59% (- 0.17%)	1.80% (- 0.15%)	0.25%	0.60% (- 0.20%)	n/a	n/a
DFS GIF – Small Cap – Franklin Bissett	2.67% (- 0.06%)	1.90% (- 0.05%)	0.25%	0.60% (- 0.20%)	n/a	n/a
Foreign Equity						
DFS GIF – American Equity – MFS	2.19% (- 0.22%)	1.50% (- 0.20%)	0.25%	0.55% (- 0.20%)	1.35% (+ 0.15%)	n/a
DFS GIF – American Equity Value – Desjardins	2.13% (- 0.16%)	1.50% (- 0.15%)	0.25%	0.60% (- 0.20%)	1.35% (+ 0.15%)	n/a
DFS GIF – Global Dividend – Desjardins	2.23% (- 0.16%)	1.60% (- 0.15%)	0.20%	0.55% (- 0.20%)	1.35% (+ 0.15%)	n/a
DFS GIF – Global Equity – Desjardins	2.18% (- 0.18%)	1.50% (- 0.15%)	0.20%	0.55% (- 0.20%)	1.35% (+ 0.15%)	n/a
DFS GIF – Global Equity – MFS	2.18% (- 0.28%)	1.55% (- 0.25%)	0.20%	0.60% (- 0.20%)	1.35% (+ 0.15%)	n/a
DFS GIF – International Equity – MFS	2.46% (- 0.05%)	1.75% (- 0.05%)	0.25%	0.60% (- 0.20%)	1.35% (+ 0.15%)	n/a
DFS GIF – International Equity Growth – Desjardins	2.31% (- 0.17%)	1.60% (- 0.15%)	0.25%	0.60% (- 0.20%)	1.35% (+ 0.15%)	n/a

® Fidelity True North is a registered trademark of FMR Corp.

Fee Table – Series 8

Fund names	Series 8 – MER	Series 8 – Management Fee	Helios2 – 75/75 fee (included in the MER)	Helios2 – 75/100 i additional guarantee fee	Helios2 – 100/100 i additional guarantee fee	Helios2 – 75/100 GLWB additional guarantee fee
INVESTMENT SOLUTIONS						
DFS GIF – Conservative	1.88% (- 0.22%)	1.45% (- 0.20%)	0.05%	0.30% (- 0.20%)	0.65% (+ 0.15%)	0.95% (+ 0.15%)
DFS GIF – Moderate	1.95% (- 0.22%)	1.50% (- 0.20%)	0.05%	0.35% (- 0.20%)	0.70% (+ 0.15%)	1.05% (+ 0.15%)
DFS GIF – Balanced	2.00% (- 0.23%)	1.50% (- 0.20%)	0.10%	0.50% (- 0.20%)	0.85% (+ 0.15%)	1.05% (+ 0.15%)
DFS GIF – Growth	2.03% (- 0.22%)	1.55% (- 0.20%)	0.10%	0.50% (- 0.20%)	1.05% (+ 0.15%)	1.30% (+ 0.15%)
DFS GIF – Maximum Growth	2.13% (- 0.22%)	1.55% (- 0.20%)	0.15%	0.50% (- 0.20%)	1.35% (+ 0.15%)	n/a
RESPONSIBLE INVESTMENT PORTFOLIOS						
DFS GIF – Conservative – Desjardins SocieTerra	1.96% (- 0.34%)	1.50% (- 0.30%)	0.05%	0.30% (- 0.20%)	0.90% (+ 0.15%)	0.95% (+ 0.15%)
DFS GIF – Moderate – Desjardins SocieTerra	2.07%	1.50%	0.10%	0.40%	0.90%	1.15%
DFS GIF – Balanced – Desjardins SocieTerra	2.05% (- 0.33%)	1.55% (- 0.30%)	0.10%	0.45% (- 0.20%)	0.95% (+ 0.15%)	1.25% (+ 0.15%)
DFS GIF – Growth – Desjardins SocieTerra	2.09% (- 0.33%)	1.60% (- 0.30%)	0.10%	0.50% (- 0.20%)	1.15% (+ 0.15%)	1.35% (+ 0.15%)
DFS GIF – Maximum Growth – Desjardins SocieTerra	2.30% (- 0.40%)	1.65% (- 0.35%)	0.15%	0.55% (- 0.20%)	1.35% (+ 0.15%)	n/a
DFS GIF – 100% Equity – Desjardins SocieTerra	2.41%	1.70%	0.20%	0.60%	1.35%	n/a
WISE ETF PORTFOLIOS						
DFS GIF – Fixed Income – Desjardins Wise ETF	1.38%	0.95%	0.05%	0.25%	0.50%	0.70%
DFS GIF – Conservative – Desjardins Wise ETF	1.95%	1.45%	0.05%	0.30%	0.65%	1.05%
DFS GIF – Balanced – Desjardins Wise ETF	2.01%	1.45%	0.10%	0.50%	0.85%	1.15%
DFS GIF – Growth – Desjardins Wise ETF	2.07%	1.50%	0.10%	0.50%	1.15%	1.25%
DFS GIF – Maximum Growth – Desjardins Wise ETF	2.13%	1.50%	0.15%	0.55%	1.35%	n/a
DFS GIF – 100% Equity – Desjardins Wise ETF	2.18%	1.50%	0.20%	0.55%	1.35%	n/a
INDIVIDUAL FUNDS						
Income						
DFS GIF – Money Market	0.73% (- 0.06%)	0.45% (- 0.05%)	0.00%	0.15% (- 0.10%)	0.30% (+ 0.05%)	0.30% (+ 0.05%)
DFS GIF – Canadian Bond	1.36% (- 0.12%)	0.95% (- 0.10%)	0.05%	0.20% (- 0.15%)	0.45% (+ 0.10%)	0.55% (+ 0.10%)
DFS GIF – Global Tactical Bond – Desjardins	1.78% (- 0.17%)	1.25% (- 0.15%)	0.10%	0.45% (- 0.20%)	0.95% (+ 0.15%)	1.10% (+ 0.15%)
Balanced and Asset Allocation						
DFS GIF – Diversified Income – Franklin Quotiential	2.32% (- 0.06%)	1.85% (- 0.05%)	0.05%	0.45% (- 0.20%)	n/a	1.05% (+ 0.15%)
DFS GIF – Balanced Income – Franklin Quotiential	2.33% (- 0.05%)	1.80% (- 0.05%)	0.10%	0.45% (- 0.20%)	n/a	1.10% (+ 0.15%)
DFS GIF – Canadian Balanced – Fidelity	2.36% (- 0.11%)	1.80% (- 0.10%)	0.10%	0.50% (- 0.20%)	n/a	n/a
DFS GIF – U.S. Monthly Income – Fidelity	2.39% (- 0.17%)	1.85% (- 0.15%)	0.10%	0.50% (- 0.20%)	1.05% (+ 0.15%)	n/a

Fee Table – Series 8 (continued)

Fund names	Series 8 – MER	Series 8 – Management Fee	Helios2 – 75/75 fee (included in the MER)	Helios2 – 75/100 i additional guarantee fee	Helios2 – 100/100 i additional guarantee fee	Helios2 – 75/100 GLWB additional guarantee fee
DFS GIF – Global Balanced – Jarislowsky Fraser	2.17% (- 0.16%)	1.65% (- 0.15%)	0.10%	0.45% (- 0.20%)	1.05% (+ 0.15%)	1.25% (+ 0.15%)
DFS GIF – Canadian Balanced – Fiera Capital	2.08% (- 0.17%)	1.55% (- 0.15%)	0.10%	0.45% (- 0.20%)	1.15% (+ 0.15%)	1.30% (+ 0.15%)
DFS GIF – Balanced Growth – Franklin Quotential	2.37% (- 0.06%)	1.80% (- 0.05%)	0.15%	0.45% (- 0.20%)	n/a	1.35% (+ 0.15%)
DFS GIF – Canadian Balanced – CI Signature	2.34% (- 0.11%)	1.75% (- 0.10%)	0.15%	0.50% (- 0.20%)	1.15% (+ 0.15%)	1.50% (+ 0.15%)
DFS GIF – Income and Growth – CI Signature	2.40% (- 0.17%)	1.75% (- 0.15%)	0.20%	0.50% (- 0.20%)	1.35% (+ 0.15%)	1.55% (+ 0.15%)
DFS GIF – Growth and Income – NEI	2.41% (- 0.11%)	1.80% (- 0.10%)	0.15%	0.50% (- 0.20%)	1.35% (+ 0.15%)	1.50% (+ 0.15%)
DFS GIF – Growth – NEI Select	2.57% (- 0.11%)	1.90% (- 0.10%)	0.20%	0.55% (- 0.20%)	1.35% (+ 0.15%)	1.60% (+ 0.15%)
DFS GIF – Asset Allocation – Cambridge	2.26% (- 0.11%)	1.65% (- 0.10%)	0.20%	0.50% (- 0.20%)	1.35% (+ 0.15%)	n/a
DFS GIF – Growth – Franklin Quotential	2.50% (- 0.06%)	1.85% (- 0.05%)	0.20%	0.50% (- 0.20%)	n/a	n/a
Canadian Equity						
DFS GIF – Dividend Income – Desjardins	2.09% (- 0.17%)	1.55% (- 0.15%)	0.10%	0.50% (- 0.20%)	1.35% (+ 0.15%)	n/a
DFS GIF – Canadian Dividend – NEI	2.39% (- 0.17%)	1.70% (- 0.15%)	0.20%	0.50% (- 0.20%)	1.35% (+ 0.15%)	n/a
DFS GIF – Canadian Equity – Desjardins	2.24%	1.50%	0.25%	0.60%	1.35%	n/a
DFS GIF – Canadian Equity – Jarislowsky Fraser	2.33% (- 0.17%)	1.65% (- 0.15%)	0.25%	0.65% (- 0.20%)	1.35% (+ 0.15%)	n/a
DFS GIF – Canadian Equity – Fidelity True North®	2.61% (- 0.11%)	1.85% (- 0.10%)	0.25%	0.65% (- 0.20%)	1.35% (+ 0.15%)	n/a
DFS GIF – Canadian Equity – Franklin Bissett	2.44% (- 0.05%)	1.75% (- 0.05%)	0.25%	0.60% (- 0.20%)	1.35% (+ 0.15%)	n/a
DFS GIF – Canadian Small Cap Equity – NEI	2.72% (- 0.17%)	1.95% (- 0.15%)	0.25%	0.60% (- 0.20%)	n/a	n/a
DFS GIF – Small Cap – Franklin Bissett	2.77% (- 0.06%)	2.05% (- 0.05%)	0.25%	0.60% (- 0.20%)	n/a	n/a
Foreign Equity						
DFS GIF – American Equity – MFS	2.35% (- 0.23%)	1.65% (- 0.20%)	0.25%	0.55% (- 0.20%)	1.35% (+ 0.15%)	n/a
DFS GIF – American Equity Value – Desjardins	2.37% (- 0.17%)	1.65% (- 0.15%)	0.25%	0.60% (- 0.20%)	1.35% (+ 0.15%)	n/a
DFS GIF – Global Dividend – Desjardins	2.39% (- 0.17%)	1.75% (- 0.15%)	0.20%	0.55% (- 0.20%)	1.35% (+ 0.15%)	n/a
DFS GIF – Global Equity – Desjardins	2.36% (- 0.17%)	1.65% (- 0.15%)	0.20%	0.55% (- 0.20%)	1.35% (+ 0.15%)	n/a
DFS GIF – Global Equity – MFS	2.35% (- 0.28%)	1.70% (- 0.25%)	0.20%	0.60% (- 0.20%)	1.35% (+ 0.15%)	n/a
DFS GIF – International Equity – MFS	2.65% (- 0.06%)	1.90% (- 0.05%)	0.25%	0.60% (- 0.20%)	1.35% (+ 0.15%)	n/a
DFS GIF – International Equity Growth – Desjardins	2.46% (- 0.17%)	1.75% (- 0.15%)	0.25%	0.60% (- 0.20%)	1.35% (+ 0.15%)	n/a

® Fidelity True North is a registered trademark of FMR Corp.

Choosing Desjardins...

is choosing Desjardins Group, the largest cooperative financial group in Canada whose financial stability is recognized by the following credit ratings which are comparable, if not superior to those of the five largest Canadian banks and insurance companies:

- Standard and Poor's A+
- Moody's Aa2
- Dominion Bond Rating Service AA
- Fitch AA-

desjardinslifeinsurance.com



The Contract and Information Folder contains important information on the Desjardins Financial Security Guaranteed Investment Funds Plan – Helios2 and the DFS Guaranteed Investment Funds. The Contract and Information Folder also contains a glossary of defined terms. Please read this document carefully before investing.

DFS Guaranteed Investment Funds are established by Desjardins Financial Security Life Assurance Company.

Helios2 and DFS Guaranteed Investment Funds are registered trademarks of Desjardins Financial Security Life Assurance Company. Desjardins is a trademark of the Fédération des caisses Desjardins du Québec, used under licence.



This document is printed on Rolland Enviro paper.

100%