

DFS GIF – 100% Equity – Desjardins

Fund Category
Global Equity

Morningstar Return
N/A

Morningstar Risk
N/A

Morningstar Rating™
N/A

Investment Objective

To maximize the appreciation of capital by investing primarily in a number of different equity Underlying Funds.

Volatility Analysis



Best 1 Year Return

29.4%
10-31-2023 to 10-31-2024

Worst 1 Year Return

8.5%
3-31-2024 to 3-31-2025

Fund Details

Inception Date	November 2022
Series 6 Min. Investment \$	1,000
Series 7 Min. Investment \$	250,000
Series 8 Min. Investment \$	1,000
Subsequent Investment \$	500
Total Assets \$Mil	0.8
Series 6 NAV \$	6.65
Series 6 MER %	2.59
Series 7 NAV \$	6.74
Series 7 MER %	2.07
Series 8 NAV \$	6.59
Series 8 MER %	2.24

Additional Fees

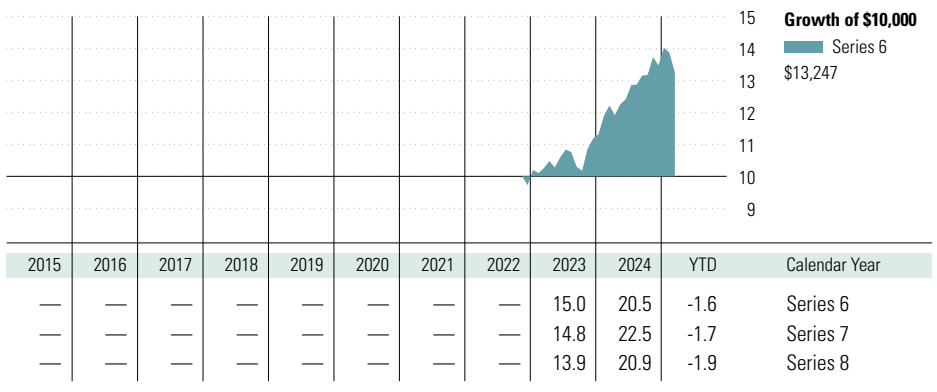
Name	Fee
Helios2 – 75/100 i	0.55
Helios2 – 75/100 GLWB	—
Helios2 – 100/100 i	1.35

Management Company	Desjardins Financial Security
Web Site	desjardinslifeinsurance.com

Risk and Return Statistics

Alpha	3 Yr
Beta	—
R-Squared	—
Standard Deviation	—
Upside Capture	—
Downside Capture	—
Information Ratio	—


Performance Analysis as of March 31, 2025



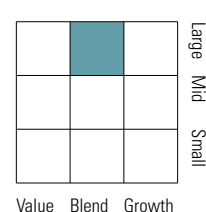
	1 Mth	3 Mth	6 Mth	1 Yr	3 Yr	5 Yr	10 Yr	Since Incep.	Trailing Return %
Series 6	-4.5	-1.6	0.8	8.5	—	—	—	13.0	Series 6
Series 7	-4.5	-1.7	2.4	10.3	—	—	—	13.6	Series 7
Series 8	-4.6	-1.9	1.4	8.7	—	—	—	12.5	Series 8
Quartile	3	3	3	2	—	—	—	—	Quartile
No. of Funds in Category	2116	2112	2098	2025	1719	1363	653	—	No. of Funds in Category

Portfolio Analysis as of March 31, 2025

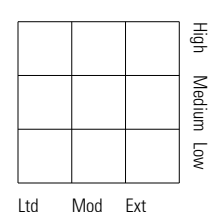
Asset Mix



Equity Style



Fixed Income Style



Top 10 Holdings

	% Assets
BlackRock CDN US Equity Index Class D	40.1
Beutel Goodman Fundamental Cdn Eq I	14.8
Desjardins Canadian Equity I	14.8
Desjardins Global Dividend I	13.7
Desjardins Overseas Equity I	7.5
Desjardins Overseas Equity Growth I	7.3
Desjardins Global Small Cap Eq I	1.0
Blackrock Cdn MSCI Emerging Markets Indx	0.6
Total % of Top 10 Holdings	99.8
Total Number of Portfolio Holdings	10
Total Number of Stock Holdings	6,344
Total Number of Bond Holdings	0
Total Number of Other Holdings	80
Total Number of Underlying Holdings	6,424

Top 5 Sectors

	% Equity
Information Technology	20.9
Financials	19.7
Industrials	12.6
Consumer Discretionary	10.2
Health Care	8.4

Fixed Income Breakdown

	% Fixed Income
Government Bonds	63.0
Corporate Bonds	0.0
Other Bonds	0.0
Mortgage Backed Securities	0.0
ST Investments (Cash & Other)	37.0
Asset Backed Securities	0.0

Geographic Allocations

	% Stocks
United States	51.4
Canada	29.4
France	3.2
United Kingdom	2.9
Japan	2.5

DFS GIF – 100% Equity – Desjardins

Disclosure

Notes

Series 6A
Helios2 – 75/75 : S166A
Helios2 – 75/100 i : M166A
Helios2 – 100/100 i : T166A
Series 6B
Helios2 – 75/75 : S166B
Helios2 – 75/100 i : M166B
Helios2 – 100/100 i : T166B
Series 6C
Helios2 – 75/75 : S166C
Helios2 – 75/100 i : M166C
Helios2 – 100/100 i : T166C
Series 6D
Helios2 – 75/75 : S166D
Helios2 – 75/100 i : M166D
Helios2 – 100/100 i : T166D
Series 6E
Helios2 – 75/75 : S166E
Helios2 – 75/100 i : M166E
Helios2 – 100/100 i : T166E

Series 7A
Helios2 – 75/75 : S167A
Helios2 – 75/100 i : M167A
Helios2 – 100/100 i : T167A

Series 8A
Helios2 – 75/75 : S168A
Helios2 – 75/100 i : M168A
Helios2 – 100/100 i : T168A
Series 8B
Helios2 – 75/75 : S168B
Helios2 – 75/100 i : M168B
Helios2 – 100/100 i : T168B
Series 8C
Helios2 – 75/75 : S168C
Helios2 – 75/100 i : M168C
Helios2 – 100/100 i : T168C
Series 8D
Helios2 – 75/75 : S168D
Helios2 – 75/100 i : M168D
Helios2 – 100/100 i : T168D
Series 8E
Helios2 – 75/75 : S168E
Helios2 – 75/100 i : M168E
Helios2 – 100/100 i : T168E

Disclosure

Any amount that is allocated to a GIF is invested at the risk of the contractholder and may increase or decrease in value. This document is not a comprehensive description of the DFS GIF – 100% Equity. Please refer to the most recent Contract and Information Folder for the Desjardins Financial Security Guaranteed Investment Funds Plan - Helios2 for more information such as (without limitation) contract features, guarantees, Series 8 eligibility and fee options. Helios2 is a trademark

owned by Desjardins Financial Security Life Assurance Company. DFS Guaranteed Investment Funds is a registered trademark owned by Desjardins Financial Security Life Assurance Company. DFS Guaranteed Investment Funds are established by Desjardins Financial Security Life Assurance Company. DFS stands for Desjardins Financial Security.