

DFS GIF – Canadian Equity – Jarislowsky Fraser

Fund Category
Canadian Equity

Morningstar Return
Average

Morningstar Risk
Above Average

Morningstar Rating™
★★

Investment Objective

To achieve long-term capital appreciation while continuing to emphasize the preservation of capital by investing primarily in large cap Canadian equity securities.

Volatility Analysis



Best 1 Year Return

40.6%

3-31-2020 to 3-31-2021

Worst 1 Year Return

-16.9%

3-31-2019 to 3-31-2020

Fund Details

Inception Date	October 2015
Series 6 Min. Investment \$	1,000
Series 7 Min. Investment \$	250,000
Series 8 Min. Investment \$	1,000
Subsequent Investment \$	500
Total Assets \$Mil	97.9
Series 6 NAV \$	8.06
Series 6 MER %	2.66
Series 7 NAV \$	8.39
Series 7 MER %	2.22
Series 8 NAV \$	7.37
Series 8 MER %	2.35

Additional Fees

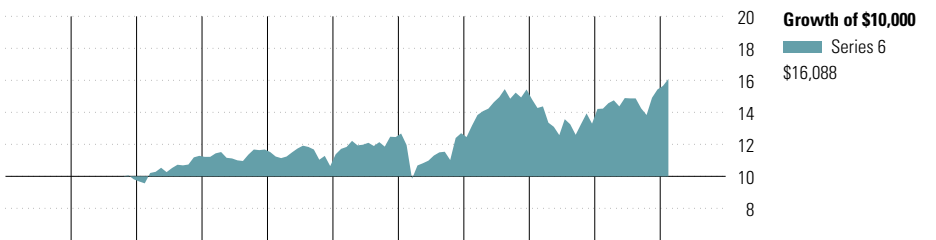
Name	Fee
Helios2 – 75/100 i	0.65
Helios2 – 75/100 GLWB	–
Helios2 – 100/100 i	1.35

Management Company	Jarislowsky Fraser
Web Site	desjardinslifeinsurance.com

Risk and Return Statistics

	3 Yr
Alpha	-1.34
Beta	0.87
R-Squared	75.41
Standard Deviation	13.43
Upside Capture	84.76
Downside Capture	91.32
Information Ratio	-0.36

Performance Analysis as of February 29, 2024




	2014	2015	2016	2017	2018	2019	2020	2021	2022	2023	YTD	Calendar Year
Series 6	—	—	15.0	3.5	-8.9	17.1	1.9	21.5	-13.8	16.1	4.3	Series 6
Series 7	—	—	15.6	3.9	-8.5	17.7	2.4	22.1	-13.4	16.5	4.5	Series 7
Series 8	—	—	—	—	—	17.8	2.1	21.9	-13.6	16.5	4.4	Series 8

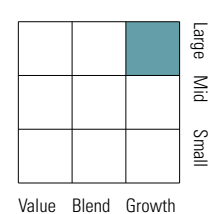
	1 Mth	3 Mth	6 Mth	1 Yr	3 Yr	5 Yr	10 Yr	Since Incep.	Trailing Return %
Series 6	2.8	7.9	8.2	13.0	6.9	6.5	—	5.9	Series 6
Series 7	2.8	8.0	8.5	13.7	7.4	7.0	—	6.4	Series 7
Series 8	2.8	7.9	8.4	13.6	7.2	6.9	—	6.9	Series 8
Quartile	1	1	1	1	3	3	—	—	Quartile
No. of Funds in Category	541	541	541	541	539	533	356	—	No. of Funds in Category

Portfolio Analysis as of February 29, 2024

Asset Mix



Equity Style



Market Cap

Market Cap	%
Giant	27.3
Large	32.1
Medium	39.0
Small	1.7
Micro	0.0

Top 10 Holdings

Top 10 Holdings	% Assets
Canadian National Railway Co	6.8
Brookfield Corp Reg Shs -A- Ltd Vtg	5.8
Bank of Nova Scotia	4.3
Open Text Corp	4.1
SNC-Lavalin Group Inc	3.9
Alimentation Couche-Tard Inc	3.7
TC Energy Corp	3.6
Restaurant Brands International Inc	3.5
WSP Global Inc	3.5
Thomson Reuters Corp	3.4
Total % of Top 10 Holdings	42.9
Total Number of Stock Holdings	34
Total Number of Bond Holdings	0
Total Number of Other Holdings	6
Total Number of Holdings	40

Global Equity Sectors

Global Equity Sectors	% Equity
Industrials	27.9
Financials	25.3
Information Technology	11.3
Consumer Staples	9.8
Consumer Discretionary	9.2
Materials	7.0
Energy	6.3
Real Estate	3.3
Unclassified	0.0
Health Care	0.0
Communication Services	0.0
Utilities	0.0

Geographic Allocations

Geographic Allocations	% Stocks
Canada	97.8
United States	2.2

DFS GIF – Canadian Equity – Jarislowsky Fraser

Disclosure

Notes

Series 6A
Helios2 – 75/75 : S236A
Helios2 – 75/100 i : M236A
Helios2 – 100/100 i : T236A
Series 6B
Helios2 – 75/75 : S236B
Helios2 – 75/100 i : M236B
Helios2 – 100/100 i : T236B
Series 6C
Helios2 – 75/75 : S236C
Helios2 – 75/100 i : M236C
Helios2 – 100/100 i : T236C
Series 6D
Helios2 – 75/75 : S236D
Helios2 – 75/100 i : M236D
Helios2 – 100/100 i : T236D
Series 6E
Helios2 – 75/75 : S236E
Helios2 – 75/100 i : M236E
Helios2 – 100/100 i : T236E

Series 7A
Helios2 – 75/75 : S237A
Helios2 – 75/100 i : M237A
Helios2 – 100/100 i : T237A

Series 8A
Helios2 – 75/75 : S238A
Helios2 – 75/100 i : M238A
Helios2 – 100/100 i : T238A
Series 8B
Helios2 – 75/75 : S238B
Helios2 – 75/100 i : M238B
Helios2 – 100/100 i : T238B
Series 8C
Helios2 – 75/75 : S238C
Helios2 – 75/100 i : M238C
Helios2 – 100/100 i : T238C
Series 8D
Helios2 – 75/75 : S238D
Helios2 – 75/100 i : M238D
Helios2 – 100/100 i : T238D
Series 8E
Helios2 – 75/75 : S238E
Helios2 – 75/100 i : M238E
Helios2 – 100/100 i : T238E

Disclosure

Any amount that is allocated to a GIF is invested at the risk of the contractholder and may increase or decrease in value. This document is not a comprehensive description of the DFS GIF – Canadian Equity – Jarislowsky Fraser. Please refer to the most recent Contract and Information Folder for the Desjardins Financial Security Guaranteed Investment Funds Plan - Helios2 for more information such as (without limitation) contract features, guarantees, Series 8 eligibility and fee

options. Helios2 is a trademark owned by Desjardins Financial Security Life Assurance Company. DFS Guaranteed Investment Funds is a registered trademark owned by Desjardins Financial Security Life Assurance Company. DFS Guaranteed Investment Funds are established by Desjardins Financial Security Life Assurance Company. DFS stands for Desjardins Financial Security.