

# DFS GIF – Global Equity Growth – Desjardins

**Fund Category**  
Global Equity

**Morningstar Return**  
N/A

**Morningstar Risk**  
N/A

**Morningstar Rating™**  
N/A

## Investment Objective

To provide long-term capital appreciation by investing primarily in equity and equity-related securities of companies located anywhere in the world, including emerging markets.

## Volatility Analysis



## Best 1 Year Return

15.1%

12-31-2022 to 12-31-2023

## Worst 1 Year Return

6.4%

1-31-2023 to 1-31-2024

## Fund Details

Inception Date	November 2022
Series 6 Min. Investment \$	1,000
Series 7 Min. Investment \$	250,000
Series 8 Min. Investment \$	1,000
Subsequent Investment \$	500
Total Assets \$Mil	0.6
Series 6 NAV \$	6.08
Series 6 MER %	2.87
Series 7 NAV \$	6.07
Series 7 MER %	2.36
Series 8 NAV \$	6.01
Series 8 MER %	2.53

## Additional Fees

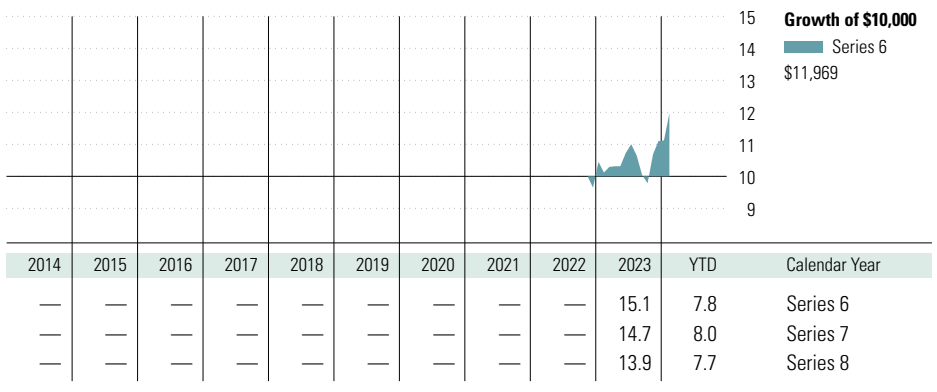
Name	Fee
Helios2 – 75/100 i	0.60
Helios2 – 75/100 GLWB	–
Helios2 – 100/100 i	1.35

Management Company	Desjardins Funds
Web Site	desjardinslifeinsurance.com

## Risk and Return Statistics

	3 Yr
Alpha	—
Beta	—
R-Squared	—
Standard Deviation	—
Upside Capture	—
Downside Capture	—
Information Ratio	—


## Performance Analysis as of February 29, 2024



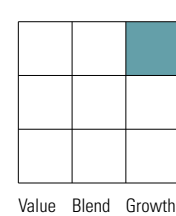
1 Mth	3 Mth	6 Mth	1 Yr	3 Yr	5 Yr	10 Yr	Since Incep.	Trailing Return %
7.6	12.0	12.4	18.3	—	—	—	16.9	Series 6
7.6	12.0	12.4	18.1	—	—	—	16.7	Series 7
7.5	11.7	11.9	17.2	—	—	—	15.8	Series 8
4	1	4	3	—	—	—	—	Quartile
2247	2241	2200	2098	1754	1448	695	—	No. of Funds in Category

## Portfolio Analysis as of February 29, 2024

### Asset Mix



### Equity Style



### Market Cap

Market Cap	%
Giant	38.0
Large	31.7
Medium	26.7
Small	3.4
Micro	0.2

## Top 10 Holdings

Company	% Assets
Microsoft Corp	3.8
Martin Marietta Materials Inc	3.5
Elevance Health Inc	3.5
Amazon.com Inc	3.5
Meta Platforms Inc Class A	3.4
Moody's Corporation	3.0
Ryanair Holdings PLC ADR	3.0
Reliance Industries Ltd DR	2.6
CRH PLC	2.5
Service Corp International	2.1
Total % of Top 10 Holdings	31.0
Total Number of Stock Holdings	97
Total Number of Bond Holdings	0
Total Number of Other Holdings	7
<b>Total Number of Holdings</b>	<b>104</b>

## Global Equity Sectors

Sector	% Equity
Consumer Discretionary	19.5
Information Technology	17.0
Financials	14.3
Health Care	11.6
Communication Services	10.7
Industrials	10.4
Materials	9.3
Energy	2.8
Real Estate	2.3
Consumer Staples	2.1
Utilities	0.0
Unclassified	0.0

## Geographic Allocations

Geography	% Stocks
United States	66.3
Japan	4.4
India	3.5
Netherlands	3.2
Ireland	3.0

# DFS GIF – Global Equity Growth – Desjardins

## Disclosure

### Notes

Series 6A  
Helios2 – 75/75 : S196A  
Helios2 – 75/100 i : M196A  
Helios2 – 100/100 i : T196A  
Series 6B  
Helios2 – 75/75 : S196B  
Helios2 – 75/100 i : M196B  
Helios2 – 100/100 i : T196B  
Series 6C  
Helios2 – 75/75 : S196C  
Helios2 – 75/100 i : M196C  
Helios2 – 100/100 i : T196C  
Series 6D  
Helios2 – 75/75 : S196D  
Helios2 – 75/100 i : M196D  
Helios2 – 100/100 i : T196D  
Series 6E  
Helios2 – 75/75 : S196E  
Helios2 – 75/100 i : M196E  
Helios2 – 100/100 i : T196E

Series 7A  
Helios2 – 75/75 : S197A  
Helios2 – 75/100 i : M197A  
Helios2 – 100/100 i : T197A

Series 8A  
Helios2 – 75/75 : S198A  
Helios2 – 75/100 i : M198A  
Helios2 – 100/100 i : T198A  
Series 8B  
Helios2 – 75/75 : S198B  
Helios2 – 75/100 i : M198B  
Helios2 – 100/100 i : T198B  
Series 8C  
Helios2 – 75/75 : S198C  
Helios2 – 75/100 i : M198C  
Helios2 – 100/100 i : T198C  
Series 8D  
Helios2 – 75/75 : S198D  
Helios2 – 75/100 i : M198D  
Helios2 – 100/100 i : T198D  
Series 8E  
Helios2 – 75/75 : S198E  
Helios2 – 75/100 i : M198E  
Helios2 – 100/100 i : T198E

### Disclosure

Any amount that is allocated to a GIF is invested at the risk of the contractholder and may increase or decrease in value. This document is not a comprehensive description of the DFS GIF – Global Equity Growth – Desjardins. Please refer to the most recent Contract and Information Folder for the Desjardins Financial Security Guaranteed Investment Funds Plan - Helios2 for more information such as (without limitation) contract features, guarantees, Series 8 eligibility and fee options.

Helios2 is a trademark owned by Desjardins Financial Security Life Assurance Company. DFS Guaranteed Investment Funds is a registered trademark owned by Desjardins Financial Security Life Assurance Company. DFS Guaranteed Investment Funds are established by Desjardins Financial Security Life Assurance Company. DFS stands for Desjardins Financial Security.