

DFS GIF – Global Equity – Desjardins

Fund Category
Global Equity

Morningstar Return
Average

Morningstar Risk
Average

Morningstar Rating™
★★★

Investment Objective

The objective of this Fund is to provide long-term capital appreciation by investing primarily in equity and equity-related securities of companies located throughout the world, including emerging markets.

Volatility Analysis



Best 1 Year Return

30.2%

3-31-2020 to 3-31-2021

Worst 1 Year Return

-14.1%

8-31-2021 to 8-31-2022

Fund Details

Inception Date	September 2019
Series 6 Min. Investment \$	1,000
Series 7 Min. Investment \$	250,000
Series 8 Min. Investment \$	1,000
Subsequent Investment \$	500
Total Assets \$Mil	2.3
Series 6 NAV \$	7.48
Series 6 MER %	2.63
Series 7 NAV \$	7.68
Series 7 MER %	2.15
Series 8 NAV \$	7.62
Series 8 MER %	2.32

Additional Fees

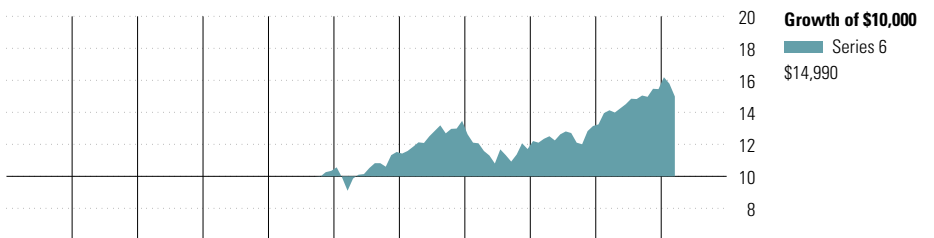
Name	Fee
Helios2 – 75/100 i	0.55
Helios2 – 75/100 GLWB	—
Helios2 – 100/100 i	1.35

Management Company	Desjardins Funds
Web Site	desjardinslifeinsurance.com

Risk and Return Statistics

3 Yr	
Alpha	-3.43
Beta	0.90
R-Squared	91.18
Standard Deviation	11.82
Upside Capture	84.06
Downside Capture	102.70
Information Ratio	-1.22

Performance Analysis as of March 31, 2025




2015	2016	2017	2018	2019	2020	2021	2022	2023	2024	YTD	Calendar Year
—	—	—	—	—	11.4	16.9	-13.1	12.3	17.5	-3.0	Series 6
—	—	—	—	—	12.2	17.4	-12.6	12.8	18.1	-2.9	Series 7
—	—	—	—	—	12.0	17.1	-12.7	12.7	17.9	-2.9	Series 8

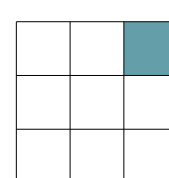
1 Mth	3 Mth	6 Mth	1 Yr	3 Yr	5 Yr	10 Yr	Since Incep.	Trailing Return %
-5.1	-3.0	-0.4	6.1	7.5	10.5	—	7.6	Series 6
-5.2	-2.9	-0.3	6.5	8.0	11.0	—	8.1	Series 7
-5.1	-2.9	-0.3	6.4	7.8	10.9	—	7.9	Series 8
3	3	4	3	2	3	—	—	Quartile
2116	2112	2098	2025	1719	1363	653	—	No. of Funds in Category

Portfolio Analysis as of March 31, 2025

Asset Mix



Equity Style



Market Cap

Market Cap	%
Giant	38.2
Large	49.0
Medium	11.7
Small	1.0
Micro	0.0

Top 10 Holdings

Top 10 Holdings	% Assets
Apple Inc	4.4
Microsoft Corp	3.4
Amazon.com Inc	2.9
Visa Inc Class A	2.7
Taiwan Semiconductor Manufacturing ADR	2.6
Accenture PLC Class A	2.6
Aon PLC Class A	2.4
RELX PLC	2.3
Sanrio Co Ltd	2.3
Charles Schwab Corp	2.3
Total % of Top 10 Holdings	27.8
Total Number of Stock Holdings	69
Total Number of Bond Holdings	0
Total Number of Other Holdings	5
Total Number of Holdings	74

Global Equity Sectors

Global Equity Sectors	% Equity
Information Technology	27.4
Financials	18.3
Industrials	16.1
Health Care	12.3
Consumer Discretionary	11.3
Consumer Staples	9.6
Communication Services	4.3
Materials	0.7
Energy	0.0
Utilities	0.0
Real Estate	0.0
Unclassified	0.0

Geographic Allocations

Geographic Allocations	% Stocks
United States	59.8
United Kingdom	8.1
Japan	5.1
Netherlands	4.2
France	3.4

DFS GIF – Global Equity – Desjardins

Disclosure

Notes

Series 6A
Helios2 – 75/75 : S046A
Helios2 – 75/100 i : M046A
Helios2 – 100/100 i : T046A
Series 6B
Helios2 – 75/75 : S046B
Helios2 – 75/100 i : M046B
Helios2 – 100/100 i : T046B
Series 6C
Helios2 – 75/75 : S046C
Helios2 – 75/100 i : M046C
Helios2 – 100/100 i : T046C
Series 6D
Helios2 – 75/75 : S046D
Helios2 – 75/100 i : M046D
Helios2 – 100/100 i : T046D
Series 6E
Helios2 – 75/75 : S046E
Helios2 – 75/100 i : M046E
Helios2 – 100/100 i : T046E

Series 7A
Helios2 – 75/75 : S047A
Helios2 – 75/100 i : M047A
Helios2 – 100/100 i : T047A

Series 8A
Helios2 – 75/75 : S048A
Helios2 – 75/100 i : M048A
Helios2 – 100/100 i : T048A
Series 8B
Helios2 – 75/75 : S048B
Helios2 – 75/100 i : M048B
Helios2 – 100/100 i : T048B
Series 8C
Helios2 – 75/75 : S048C
Helios2 – 75/100 i : M048C
Helios2 – 100/100 i : T048C
Series 8D
Helios2 – 75/75 : S048D
Helios2 – 75/100 i : M048D
Helios2 – 100/100 i : T048D
Series 8E
Helios2 – 75/75 : S048E
Helios2 – 75/100 i : M048E
Helios2 – 100/100 i : T048E

Disclosure

Any amount that is allocated to a GIF is invested at the risk of the contractholder and may increase or decrease in value. This document is not a comprehensive description of the DFS GIF – Global Equity – Desjardins. Please refer to the most recent Contract and Information Folder for the Desjardins Financial Security Guaranteed Investment Funds Plan - Helios2 for more information such as (without limitation) contract features, guarantees, Series 8 eligibility and fee options. Helios2

is a trademark owned by Desjardins Financial Security Life Assurance Company. DFS Guaranteed Investment Funds is a registered trademark owned by Desjardins Financial Security Life Assurance Company. DFS Guaranteed Investment Funds are established by Desjardins Financial Security Life Assurance Company. DFS stands for Desjardins Financial Security.