

# DFS GIF – Canadian Balanced – Fiera Capital

**Fund Category**  
Canadian Equity Balanced

**Morningstar Return**  
Above Average

**Morningstar Risk**  
Low

**Morningstar Rating™**  
★★★★

## Investment Objective

To provide investors with a balance of capital growth and interest income by investing primarily in Canadian fixed income and equity securities.

## Volatility Analysis



## Best 1 Year Return

18.4%  
3-31-2020 to 3-31-2021

## Worst 1 Year Return

-7.3%  
2-28-2015 to 2-29-2016

## Fund Details

Inception Date	February 2014
Series 6 Min. Investment \$	1,000
Series 7 Min. Investment \$	250,000
Series 8 Min. Investment \$	1,000
Subsequent Investment \$	500
Total Assets \$Mil	221.9
Series 6 NAV \$	9.45
Series 6 MER %	2.41
Series 7 NAV \$	10.01
Series 7 MER %	1.89
Series 8 NAV \$	8.11
Series 8 MER %	2.07

## Additional Fees

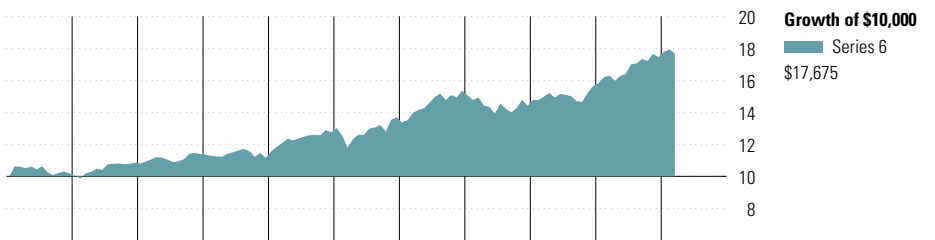
Name	Fee
Helios2 – 75/100 i	0.45
Helios2 – 75/100 GLWB	1.30
Helios2 – 100/100 i	1.15

Management Company	Fiera Capital Inc.
Web Site	desjardinslifeinsurance.com

## Risk and Return Statistics

	3 Yr
Alpha	-0.71
Beta	0.61
R-Squared	86.42
Standard Deviation	7.27
Upside Capture	64.54
Downside Capture	60.03
Information Ratio	-0.44

## Performance Analysis as of March 31, 2025




2015	2016	2017	2018	2019	2020	2021	2022	2023	2024	YTD	Calendar Year
1.8	6.6	5.0	-2.1	14.4	7.3	12.2	-6.2	8.6	11.6	1.3	Series 6
2.3	7.1	5.4	-1.6	15.2	7.8	12.8	-5.7	9.2	12.2	1.4	Series 7
—	—	—	—	14.8	7.7	12.6	-5.9	8.8	11.9	1.5	Series 8

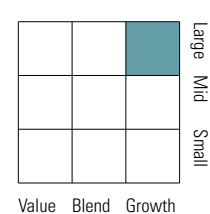
1 Mth	3 Mth	6 Mth	1 Yr	3 Yr	5 Yr	10 Yr	Since Incep.	Trailing Return %
-1.5	1.3	1.9	8.5	5.8	8.4	5.3	5.9	Series 6
-1.4	1.4	2.1	9.0	6.4	9.0	5.8	6.5	Series 7
-1.3	1.5	2.1	8.9	6.2	8.8	—	7.2	Series 8
1	1	3	2	1	4	1	—	Quartile
542	542	542	542	521	519	346	—	No. of Funds in Category

## Portfolio Analysis as of March 31, 2025

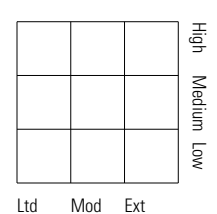
### Asset Mix



### Equity Style



### Fixed Income Style



### Top 10 Holdings

Top 10 Holdings	% Assets
Metro Inc	2.5
Dollarama Inc	2.5
Canada (Government of) 4% 01-05-2026	2.5
Constellation Software Inc	2.5
Intact Financial Corp	2.4
Waste Connections Inc	2.3
Canada (Government of) 2.5% 01-12-2032	2.2
Royal Bank of Canada	2.1
Thomson Reuters Corp	2.0
TMX Group Ltd	2.0
Total % of Top 10 Holdings	23.2
Total Number of Stock Holdings	59
Total Number of Bond Holdings	103
Total Number of Other Holdings	334
<b>Total Number of Holdings</b>	<b>496</b>

### Top 5 Sectors

Top 5 Sectors	% Equity
Industrials	24.1
Financials	23.4
Information Technology	16.2
Consumer Staples	13.6
Consumer Discretionary	11.3

### Fixed Income Breakdown

Fixed Income Breakdown	% Fixed Income
Government Bonds	87.2
Corporate Bonds	12.7
Other Bonds	0.0
Mortgage Backed Securities	0.0
ST Investments (Cash & Other)	0.1
Asset Backed Securities	0.0

### Geographic Allocations

Geographic Allocations	% Stocks
Canada	77.7
United States	14.8
Switzerland	1.8
Taiwan	1.5
United Kingdom	1.4

# DFS GIF – Canadian Balanced – Fiera Capital

## Disclosure

### Notes

Series 6A

Helios2 – 75/75 : S496A

Helios2 – 75/100 i : M496A

Helios2 – 100/100 i : T496A

Helios2 – 75/100 GLWB : G496A

Series 6B

Helios2 – 75/75 : S496B

Helios2 – 75/100 i : M496B

Helios2 – 100/100 i : T496B

Helios2 – 75/100 GLWB : G496B

Series 6C

Helios2 – 75/75 : S496C

Helios2 – 75/100 i : M496C

Helios2 – 100/100 i : T496C

Helios2 – 75/100 GLWB : G496C

Series 6D

Helios2 – 75/75 : S496D

Helios2 – 75/100 i : M496D

Helios2 – 100/100 i : T496D

Series 6E

Helios2 – 75/75 : S496E

Helios2 – 75/100 i : M496E

Helios2 – 100/100 i : T496E

Series 7A

Helios2 – 75/75 : S497A

Helios2 – 75/100 i : M497A

Helios2 – 100/100 i : T497A

Helios2 – 75/100 GLWB : G497A

Series 8A

Helios2 – 75/75 : S498A

Helios2 – 75/100 i : M498A

Helios2 – 100/100 i : T498A

Helios2 – 75/100 GLWB : G498A

Series 8B

Helios2 – 75/75 : S498B

Helios2 – 75/100 i : M498B

Helios2 – 100/100 i : T498B

Helios2 – 75/100 GLWB : G498B

Series 8C

Helios2 – 75/75 : S498C

Helios2 – 75/100 i : M498C

Helios2 – 100/100 i : T498C

Helios2 – 75/100 GLWB : G498C

Series 8D

Helios2 – 75/75 : S498D

Helios2 – 75/100 i : M498D

Helios2 – 100/100 i : T498D

Series 8E

Helios2 – 75/75 : S498E

Helios2 – 75/100 i : M498E

Helios2 – 100/100 i : T498E

### Disclosure

Any amount that is allocated to a GIF is invested at the risk of the contractholder and may increase or decrease in value. This document is not a comprehensive description of the DFS GIF – Canadian Balanced – Fiera. Please refer to the most recent Contract and Information Folder for the Desjardins Financial Security Guaranteed Investment Funds Plan - Helios2 for more information such as (without limitation) contract features, guarantees, Series 8 eligibility and fee options. Helios2

is a trademark owned by Desjardins Financial Security Life Assurance Company. DFS Guaranteed Investment Funds is a registered trademark owned by Desjardins Financial Security Life Assurance Company. DFS Guaranteed Investment Funds are established by Desjardins Financial Security Life Assurance Company. DFS stands for Desjardins Financial Security.