

DFS GIF – Global Balanced Growth – Desjardins

Fund Category
Tactical Balanced

Morningstar Return
Average

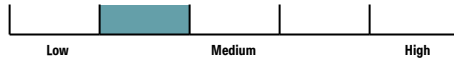
Morningstar Risk
High

Morningstar Rating™
★★★

Investment Objective

To provide a superior total return by primarily investing in equity and fixed-income securities throughout the world.

Volatility Analysis



Best 1 Year Return

24.5%
10-31-2023 to 10-31-2024

Worst 1 Year Return

6.5%
03-31-2024 to 03-31-2025

Fund Details

Inception Date	November 2022
Series 6 Min. Investment \$	1000
Series 7 Min. Investment \$	250000
Series 8 Min. Investment \$	1000
Subsequent Investment \$	500
Total Assets \$Mil	6.4
Series 6 NAV \$	7.02
Series 6 MER %	2.71
Series 7 NAV \$	6.96
Series 7 MER %	2.30
Series 8 NAV \$	6.81
Series 8 MER %	2.38

Additional Fees

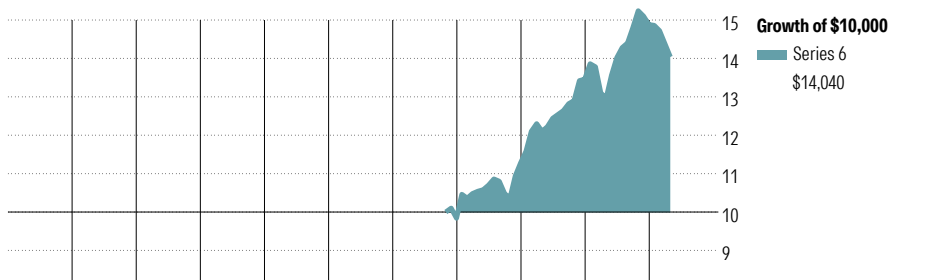
Name	Fee
Helios2 – 75/100 i	0.55
Helios2 – 75/100 GLWB	1.50
Helios2 – 100/100 i	1.35

Management Company	Desjardins Funds
Web Site	desjardinslifeinsurance.com

Risk and Return Statistics

	3 Yr
Alpha	-0.90
Beta	1.10
R-Squared	69.56
Standard Deviation	8.28
Upside Capture	103.63
Downside Capture	119.19
Information Ratio	-0.10

Performance Analysis as of March 31, 2026

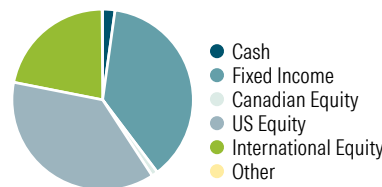


Year	2016	2017	2018	2019	2020	2021	2022	2023	2024	2025	YTD	Calendar Year
												as at March 31, 2026
								14.6	19.3	10.5	-5.6	Series 6
								14.2	19.0	10.5	-5.8	Series 7
								13.2	18.5	9.7	-5.9	Series 8

	1 Mth	3 Mth	6 Mth	1 Yr	3 Yr	5 Yr	10 Yr	Since Incep.	Trailing Return %
Series 6	-4.6	-5.6	-5.1	7.2	10.2	—	—	10.7	Series 6
Series 7	-4.7	-5.8	-5.3	7.1	9.9	—	—	10.4	Series 7
Series 8	-4.8	-5.9	-5.5	6.4	9.3	—	—	9.7	Series 8
Quartile	4	4	4	3	2	—	—	—	Quartile
No. of Funds in Category	287	285	280	279	268	249	177	—	No. of Funds in Category

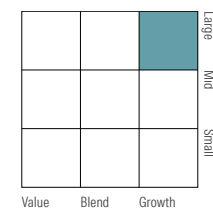
Portfolio Analysis as of March 31, 2026

Asset Mix

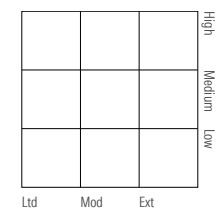


% Assets

Equity Style



Fixed Income Style



Top 10 Holdings

Top 10 Holdings	% Assets
NVIDIA Corp	4.5
United States Treasury Notes 4.625% 30-04-2029	3.8
Alphabet Inc Class C	3.5
Amazon.com Inc	3.1
Microsoft Corp	2.6
Taiwan Semiconductor Manufacturing	2.5
Apple Inc	2.1
Broadcom Inc	2.0
Eli Lilly and Co	1.6
United States Treasury Notes 3.75% 15-05-2028	1.3
Total % of Top 10 Holdings	27.0
Total Number of Stock Holdings	1846
Total Number of Bond Holdings	136
Total Number of Other Holdings	80
Total Number of Holdings	2062

Top 5 Sectors

Top 5 Sectors	% Equity
Information Technology	38.2
Consumer Discretionary	16.7
Communication Services	14.1
Industrials	12.9
Health Care	8.5

Fixed Income Breakdown

Fixed Income Breakdown	Percbond
Government Bonds	17.8
Corporate Bonds	39.1
Other Bonds	0.0
Mortgage Backed Securities	26.7
ST Investments (Cash & Other)	5.1
Asset Backed Securities	6.4

Geographic Allocations

Geographic Allocations	% Stocks
United States	61.9
Japan	6.7
France	6.0
Taiwan	4.6
Germany	3.6

DFS GIF – Global Balanced Growth – Desjardins

Disclosure

Notes

Series 6A

Helios2 – 75/75 : S186A

Helios2 – 75/100 i : M186A

Helios2 – 100/100 i : T186A

Helios2 - 75/100 GLWB : G186A

Series 6B

Helios2 – 75/75 : S186B

Helios2 – 75/100 i : M186B

Helios2 – 100/100 i : T186B

Helios2 - 75/100 GLWB : G186B

Series 6C

Helios2 – 75/75 : S186C

Helios2 – 75/100 i : M186C

Helios2 – 100/100 i : T186C

Helios2 - 75/100 GLWB : G186C

Series 6D

Helios2 – 75/75 : S186D

Helios2 – 75/100 i : M186D

Helios2 – 100/100 i : T186D

Series 6E

Helios2 – 75/75 : S186E

Helios2 – 75/100 i : M186E

Helios2 – 100/100 i : T186E

Series 7A

Helios2 – 75/75 : S187A

Helios2 – 75/100 i : M187A

Helios2 – 100/100 i : T187A

Helios2 - 75/100 GLWB : G187A

Series 8A

Helios2 – 75/75 : S188A

Helios2 – 75/100 i : M188A

Helios2 – 100/100 i : T188A

Helios2 - 75/100 GLWB : G188A

Series 8B

Helios2 – 75/75 : S188B

Helios2 – 75/100 i : M188B

Helios2 – 100/100 i : T188B

Helios2 - 75/100 GLWB : G188B

Series 8C

Helios2 – 75/75 : S188C

Helios2 – 75/100 i : M188C

Helios2 – 100/100 i : T188C

Helios2 - 75/100 GLWB : G188C

Series 8D

Helios2 – 75/75 : S188D

Helios2 – 75/100 i : M188D

Helios2 – 100/100 i : T188D

Series 8E

Helios2 – 75/75 : S188E

Helios2 – 75/100 i : M188E

Helios2 – 100/100 i : T188E

Disclosure

Any amount that is allocated to a GIF is invested at the risk of the contractholder and may increase or decrease in value. This document is not a comprehensive description of the DFS GIF – Global Balanced Growth – Desjardins. Please refer to the most recent Contract and Information Folder for the Desjardins Financial Security Guaranteed Investment Funds Plan - Helios2 for more information such as (without limitation) contract

features, guarantees, Series 8 eligibility and fee options. Helios2 is a trademark owned by Desjardins Financial Security Life Assurance Company. DFS Guaranteed Investment Funds is a registered trademark owned by Desjardins Financial Security Life Assurance Company. DFS Guaranteed Investment Funds are established by Desjardins Financial Security Life Assurance Company. DFS stands for Desjardins Financial Security.