

DFS GIF – Global Dividend – Desjardins

Fund Category
Global Dividend & Income Equity

Morningstar Return
Average

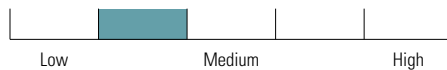
Morningstar Risk
Average

Morningstar Rating™
★★★

Investment Objective

The objective of this Fund is to provide dividend income and long term capital appreciation through the investment in equity and equity related securities of companies around the world, including, when deemed appropriate, emerging markets.

Volatility Analysis



Best 1 Year Return

27.0%
9-30-2023 to 9-30-2024

Worst 1 Year Return

-14.9%
3-31-2019 to 3-31-2020

Fund Details

Inception Date	February 2014
Series 6 Min. Investment \$	1,000
Series 7 Min. Investment \$	250,000
Series 8 Min. Investment \$	1,000
Subsequent Investment \$	500
Total Assets \$Mil	37.3
Series 6 NAV \$	9.91
Series 6 MER %	2.67
Series 7 NAV \$	10.46
Series 7 MER %	2.19
Series 8 NAV \$	7.96
Series 8 MER %	2.35

Additional Fees

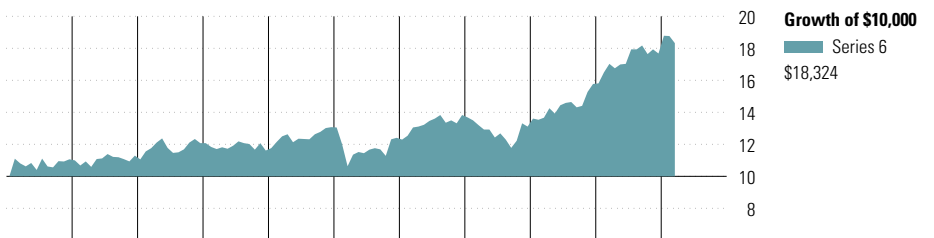
Name	Fee
Helios2 – 75/100 i	0.55
Helios2 – 75/100 GLWB	—
Helios2 – 100/100 i	1.35

Management Company	Desjardins Funds
Web Site	desjardinslifeinsurance.com

Risk and Return Statistics

	3 Yr
Alpha	1.60
Beta	0.73
R-Squared	70.89
Standard Deviation	10.86
Upside Capture	77.51
Downside Capture	61.64
Information Ratio	-0.07

Performance Analysis as of March 31, 2025




2015	2016	2017	2018	2019	2020	2021	2022	2023	2024	YTD	Calendar Year
10.6	2.1	6.9	-3.8	12.6	-5.1	11.5	-5.2	20.3	12.1	3.7	Series 6
11.1	2.6	7.5	-3.3	13.2	-4.7	12.0	-4.8	21.1	12.6	3.7	Series 7
—	—	—	—	13.0	-4.7	11.7	-4.9	20.9	12.3	3.8	Series 8

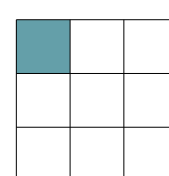
1 Mth	3 Mth	6 Mth	1 Yr	3 Yr	5 Yr	10 Yr	Since Incep.	Trailing Return %
-2.4	3.7	0.8	7.6	11.5	11.5	5.4	6.4	Series 6
-2.4	3.7	1.1	8.1	12.1	12.0	5.9	6.9	Series 7
-2.3	3.8	1.0	8.0	11.9	11.8	—	6.9	Series 8
3	3	4	4	1	2	3	—	Quartile
75	75	75	75	75	75	46	—	No. of Funds in Category

Portfolio Analysis as of March 31, 2025

Asset Mix



Equity Style



Market Cap

	%
Giant	27.3
Large	40.7
Medium	27.8
Small	4.3
Micro	0.0

Top 10 Holdings

	% Assets
Meta Platforms Inc Class A	3.3
Charles Schwab Corp	3.3
Sony Group Corp	3.1
Lloyds Banking Group PLC	3.1
CDW Corp	3.0
Prologis Inc 01-06-2049	3.0
Wells Fargo & Co	3.0
Alphabet Inc Class A	2.9
Autoliv Inc	2.8
L3Harris Technologies Inc	2.7
Total % of Top 10 Holdings	30.2
Total Number of Stock Holdings	46
Total Number of Bond Holdings	0
Total Number of Other Holdings	4
Total Number of Holdings	50

Global Equity Sectors

	% Equity
Information Technology	17.1
Health Care	15.7
Industrials	14.1
Consumer Staples	14.0
Financials	10.9
Consumer Discretionary	10.1
Communication Services	6.2
Real Estate	4.5
Utilities	2.7
Materials	2.6
Energy	2.1
Unclassified	0.0

Geographic Allocations

	% Stocks
United States	58.2
Japan	10.9
France	10.1
United Kingdom	4.8
Sweden	2.8

DFS GIF – Global Dividend – Desjardins

Disclosure

Notes

Series 6A
Helios2 – 75/75 : S876A
Helios2 – 75/100 i : M876A
Helios2 – 100/100 i : T876A
Series 6B
Helios2 – 75/75 : S876B
Helios2 – 75/100 i : M876B
Helios2 – 100/100 i : T876B
Series 6C
Helios2 – 75/75 : S876C
Helios2 – 75/100 i : M876C
Helios2 – 100/100 i : T876C
Series 6D
Helios2 – 75/75 : S876D
Helios2 – 75/100 i : M876D
Helios2 – 100/100 i : T876D
Series 6E
Helios2 – 75/75 : S876E
Helios2 – 75/100 i : M876E
Helios2 – 100/100 i : T876E

Series 7A
Helios2 – 75/75 : S877A
Helios2 – 75/100 i : M877A
Helios2 – 100/100 i : T877A

Series 8A
Helios2 – 75/75 : S878A
Helios2 – 75/100 i : M878A
Helios2 – 100/100 i : T878A
Series 8B
Helios2 – 75/75 : S878B
Helios2 – 75/100 i : M878B
Helios2 – 100/100 i : T878B
Series 8C
Helios2 – 75/75 : S878C
Helios2 – 75/100 i : M878C
Helios2 – 100/100 i : T878C
Series 8D
Helios2 – 75/75 : S878D
Helios2 – 75/100 i : M878D
Helios2 – 100/100 i : T878D
Series 8E
Helios2 – 75/75 : S878E
Helios2 – 75/100 i : M878E
Helios2 – 100/100 i : T878E

Disclosure

Any amount that is allocated to a GIF is invested at the risk of the contractholder and may increase or decrease in value. This document is not a comprehensive description of the DFS GIF – Global Dividend – Desjardins. Please refer to the most recent Contract and Information Folder for the Desjardins Financial Security Guaranteed Investment Funds Plan - Helios2 for more information such as (without limitation) contract features, guarantees, Series 8 eligibility and fee options.

Helios2 is a trademark owned by Desjardins Financial Security Life Assurance Company. DFS Guaranteed Investment Funds is a registered trademark owned by Desjardins Financial Security Life Assurance Company. DFS Guaranteed Investment Funds are established by Desjardins Financial Security Life Assurance Company. DFS stands for Desjardins Financial Security.