

DFS GIF – Canadian Asset Allocation – CI

Fund Category
Tactical Balanced

Morningstar Return
Average

Morningstar Risk
Average

Morningstar Rating™
★★★

Investment Objective

The objective of this Fund is to achieve a superior total investment return directly or indirectly, in a combination of primarily equity and fixed income securities of Canadian companies. Indirect investments may include convertible securities, derivatives, equity-related securities and securities of other mutual funds.

Volatility Analysis



Best 1 Year Return

22.9%
10-31-2023 to 10-31-2024

Worst 1 Year Return

-15.2%
12-31-2021 to 12-31-2022

Fund Details

Inception Date	February 2014
Series 6 Min. Investment \$	1,000
Series 7 Min. Investment \$	250,000
Series 8 Min. Investment \$	
Subsequent Investment \$	500
Total Assets \$Mil	8.1
Series 6 NAV \$	7.34
Series 6 MER %	2.48
Series 7 NAV \$	7.75
Series 7 MER %	2.00
Series 8 NAV \$	—
Series 8 MER %	2.14

Additional Fees

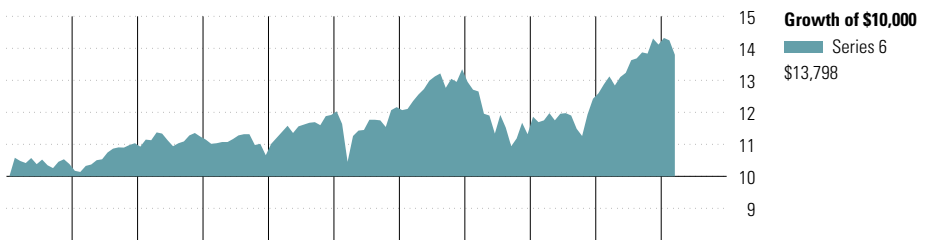
Name	Fee
Helios2 – 75/100 i	0.50
Helios2 – 75/100 GLWB	—
Helios2 – 100/100 i	1.35

Management Company	CI Investments Inc
Web Site	desjardinslifeinsurance.com

Risk and Return Statistics

	3 Yr
Alpha	-3.60
Beta	1.17
R-Squared	96.08
Standard Deviation	10.28
Upside Capture	101.65
Downside Capture	136.82
Information Ratio	-1.38

Performance Analysis as of March 31, 2025




2015	2016	2017	2018	2019	2020	2021	2022	2023	2024	YTD	Calendar Year
3.8	6.3	1.9	-5.2	11.8	2.1	9.7	-15.2	9.8	13.6	-2.3	Series 6
4.2	6.8	2.4	-4.6	12.2	2.6	10.3	-14.8	10.3	14.1	-2.1	Series 7
—	—	—	—	—	—	—	—	—	—	—	Series 8

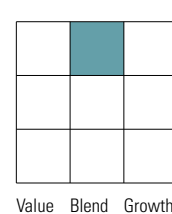
1 Mth	3 Mth	6 Mth	1 Yr	3 Yr	5 Yr	10 Yr	Since Incep.	Trailing Return %
-3.2	-2.3	-0.5	5.2	2.9	5.7	2.8	3.5	Series 6
-3.1	-2.1	-0.4	5.6	3.5	6.2	3.3	4.0	Series 7
—	—	—	—	—	—	—	—	Series 8
4	4	4	3	3	3	3	—	Quartile
174	174	174	174	174	174	112	—	No. of Funds in Category

Portfolio Analysis as of March 31, 2025

Asset Mix



Equity Style



Market Cap

Market Cap	%
Giant	48.6
Large	32.4
Medium	19.1
Small	0.0
Micro	0.0

Top 10 Holdings

Top 10 Holdings	% Assets
Intact Financial Corp	2.8
Brookfield Corp Reg Shs -A- Ltd Vtg	2.5
Fairfax Financial Hldgs Shs Subord.Vtg	2.4
Royal Bank of Canada	2.1
Constellation Software Inc	1.7
Agnico Eagle Mines Ltd	1.7
JPMorgan Chase & Co	1.7
Manulife Financial Corp	1.7
Sun Life Financial Inc	1.7
Element Fleet Management Corp	1.7

Total % of Top 10 Holdings	20.1
Total Number of Stock Holdings	54
Total Number of Bond Holdings	115
Total Number of Other Holdings	72
Total Number of Holdings	241

Global Equity Sectors

Global Equity Sectors	% Equity
Financials	35.9
Information Technology	15.2
Industrials	14.4
Energy	6.3
Consumer Discretionary	5.7
Consumer Staples	5.4
Real Estate	4.5
Utilities	3.9
Health Care	3.2
Communication Services	2.9
Materials	2.4
Unclassified	0.0

Geographic Allocations

Geographic Allocations	% Stocks
Canada	66.8
United States	28.3
Austria	1.7
Japan	1.1
France	1.1

DFS GIF – Canadian Asset Allocation – CI

Disclosure

Notes

Series 6A
Helios2 – 75/75 : S866A
Helios2 – 75/100 i : M866A
Helios2 – 100/100 i : T866A
Series 6B
Helios2 – 75/75 : S866B
Helios2 – 75/100 i : M866B
Helios2 – 100/100 i : T866B
Series 6C
Helios2 – 75/75 : S866C
Helios2 – 75/100 i : M866C
Helios2 – 100/100 i : T866C
Series 6D
Helios2 – 75/75 : S866D
Helios2 – 75/100 i : M866D
Helios2 – 100/100 i : T866D
Series 6E
Helios2 – 75/75 : S866E
Helios2 – 75/100 i : M866E
Helios2 – 100/100 i : T866E

Series 7A
Helios2 – 75/75 : S867A
Helios2 – 75/100 i : M867A
Helios2 – 100/100 i : T867A

Series 8A
Helios2 – 75/75 : S868A
Helios2 – 75/100 i : M868A
Helios2 – 100/100 i : T868A
Series 8B
Helios2 – 75/75 : S868B
Helios2 – 75/100 i : M868B
Helios2 – 100/100 i : T868B
Series 8C
Helios2 – 75/75 : S868C
Helios2 – 75/100 i : M868C
Helios2 – 100/100 i : T868C
Series 8D
Helios2 – 75/75 : S868D
Helios2 – 75/100 i : M868D
Helios2 – 100/100 i : T868D
Series 8E
Helios2 – 75/75 : S868E
Helios2 – 75/100 i : M868E
Helios2 – 100/100 i : T868E

Disclosure

Any amount that is allocated to a GIF is invested at the risk of the contractholder and may increase or decrease in value. This document is not a comprehensive description of the DFS GIF – Asset Allocation – CI. Please refer to the most recent Contract and Information Folder for the Desjardins Financial Security Guaranteed Investment Funds Plan - Helios2 for more information such as (without limitation) contract features, guarantees, Series 8 eligibility and fee options. Helios2

is a trademark owned by Desjardins Financial Security Life Assurance Company. DFS Guaranteed Investment Funds is a registered trademark owned by Desjardins Financial Security Life Assurance Company. DFS Guaranteed Investment Funds are established by Desjardins Financial Security Life Assurance Company. DFS stands for Desjardins Financial Security.